

My English

Book 1





My English

Book 1



My name :

Roll number :

School :



Government of Nepal
Ministry of Education, Science and Technology
Curriculum Development Centre

Sanothimi, Bhaktapur



Publisher:

Government of Nepal
Ministry of Education, Science and Technology
Curriculum Development Centre
Sanothimi, Bhaktapur

© Publisher

Edition:

2077 BS (2020 AD)

Printing:

Preface

Curriculum Development Centre (CDC) revises curricula and textbooks on a regular basis to make education relevant to changed context. Keeping to the tradition, the new Basic Level Curriculum (Grades 1-3) developed as an integrated form is based on the guiding principles of National Curriculum Framework 2019. To see their relevance and practicalities, both the curriculum and the book of Grade 1 were piloted in over 100 schools across the country in the academic year 2076 BS. The curriculum has been updated on the basis of the feedback obtained from different stakeholders. Likewise, this book has also been revised on the basis of the updated version of the integrated curriculum and as well as the feedback obtained from the piloting.

The book is organized under eleven multidisciplinary themes and incorporates the competencies and the language functions outlined in the curriculum. Due to this, it is expected to help in integrated teaching and learning process. This book can be used as a textbook as well as a workbook.

This book was initially developed by Prof. Dr. Laxman Gnawali, Mr. Ramesh Prasad Ghimire, Mr. Ramesh Dhakal and Mr. Uddhav Bhattarai. Based on the feedback received from piloting, it was revised and edited by a team of experts comprising Mr. Nim Prakash Singh Rathour, Mr. Nabin Kumar Khadka and Mr. Shankar Adhikari. Various people have contributed to bring this book in this form, notably; Dr. Lekha Nath Poudel, Mr. Tukaraj Adhikari, Prof. Dr. Bal Mukunda Bhandari, Dr. Gangaram Gautam, Dr. Gopal Prasad Pandey, Mr. Purna Bahadur Lamichhane, Mr. Gangadhar Hada, Mr. Mahendra Kumar Shrestha and Ms. Rani Jha. The illustration of the book was done by Mr. Ujwal Tamang and Mr. Sonam Tamang and the layout design by Mr. Khados Sunuwar and Mr. Bhakta Bahadur Karki. The Centre would like to extend its sincere thanks to all the people who have contributed for the development of this book.

An attempt has been made to make this book accessible and learner friendly. In order to make its effective use, the teacher needs to be a facilitator in the classroom. The Centre believes that it will also work as a self-access learning resource for the students.

The Centre always welcomes constructive feedback for bringing improvements in its materials.

Curriculum Development Centre
Sanothimi, Bhaktapur

Table of Contents

Theme and Lesson	Page
Me and My Family	1-30
Lesson 1 – 14	1-28
Asses yourself 1	29
Alphabet	31-148
Lesson 15 – 25 (Aa - Ee)	31-52
Lesson 26 – 36 (Ff - Jj)	53-74
Lesson 37 – 47 (Kk - Oo)	75-96
Lesson 48 – 58 (Pp - Tt)	97-118
Lesson 59 – 71 (Uu - Zz)	119-144
Lesson 72 (Revision: Aa - Zz)	145
Asses yourself 2	147
Me and My Family	149-152
Lesson 73 : Head and Shoulders	149
Lesson 74 : I See with My Eyes	151
My Daily Life	153-164
Lesson 75 : Brush Your Teeth	153
Lesson 76 : I Can Jump	155
Lesson 77 : I'm Happy	157
Lesson 78 : It's Seven O'clock	159
Lesson 79 : Seven Days	161
Asses yourself 3	163
My School	165-176
Lesson 80 : Come Here	165
Lesson 81 : May I...?	167

Lesson 82 : I'm Pawan	169
Lesson 83 : Things in the Classroom	171
Lesson 84 : Let's Play	173
Asses yourself 4	175
Our Environment	177-186
Lesson 85 : On the Table	177
Lesson 86 : The Rainbow	179
Lesson 87 : Red Rose	181
Lesson 88 : This is a Bag	183
Asses yourself 5	185
My Belongings	187-196
Lesson 89 : In the Bag	187
Lesson 90 : Under the Table	189
Lesson 91 : Things at Home	191
Lesson 92 : Where Are My Socks?	193
Asses yourself 6	195
Our Culture	197-202
Lesson 93 : Dashain	197
Lesson 94 : Birthday	199
Asses yourself 7	201
Communication, Technology and Market	203-210
Lesson 95 : Ramu Is a Farmer	203
Lesson 96 : Rice and Curry	205
Lesson 97 : Vehicles	207
Asses yourself 8	209

Fruits and Vegetables	211-218
Lesson 98 : Fruits	211
Lesson 99 : A/An	213
Lesson 100 : Vegetables	215
Asses yourself 9	217
Hobbies and Interests	219-224
Lesson 101 : I Like Fruits	219
Lesson 102 : I Don't Like Leaves	221
Asses yourself 10	223
Birds and Animals	225-238
Lesson 103 : The Tiger	225
Lesson 104 : The Cock	227
Lesson 105 : Birds in the Tree	229
Lesson 106 : On/In/Under	231
Lesson 107 : Big and Small	233
Lesson 108 : My Pet	235
Asses yourself 11	237

Me and My Family

Lesson 1




Listen and say.

Date:




Point (to the same pictures in each row).





Colour.



Listen and sing.

Johnny Johnny !
Yes, Papa.
Eating sugar?
No, Papa.
Telling a lie?
No, Papa.
Open your mouth.
Ha ha ha!



Lesson 2

Date:



Listen and practise.




Point (to the same pictures in each row).





Colour.



Colour (the way).



Lesson 3

Date:



Listen and say.




Point (to the same pictures in each row).






Colour.



Colour (the way).




Lesson 4

Date:



Listen and act.



Bye bye.
Goodbye.
Bye bye.
Goodbye.
I can clap my hands.
Bye bye.
Good bye.



Point (to the same pictures in each row).





Colour.



Listen and sing.

Hello, Maya!
How are you?
Fine, thanks.
What about you?



Lesson 5

Date:



Look and say.



Bye.

Bye bye.



Point (to the same pictures in each row).






Colour.



Colour (the way).




Lesson 6

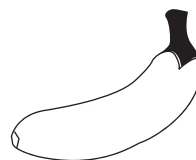



Date:



Look and say.



Colour (the same picture in each row).





Trace and colour.



Trace (the way).



Lesson 7

Date:



Listen and act.




Colour (the same picture in each row).






Trace and colour.



Listen and sing.

Two big apples
Under a tree.
One is for you
And one is for me.



Lesson 8

Date:



Listen and say.



He is my father.
She is my mother.
He is my brother.
She is my sister.
I love them all.




Colour (the same picture in each row).





Trace and colour.



Trace (the way).



Lesson 9

Date:



Listen and say.



father



mother



brother



sister

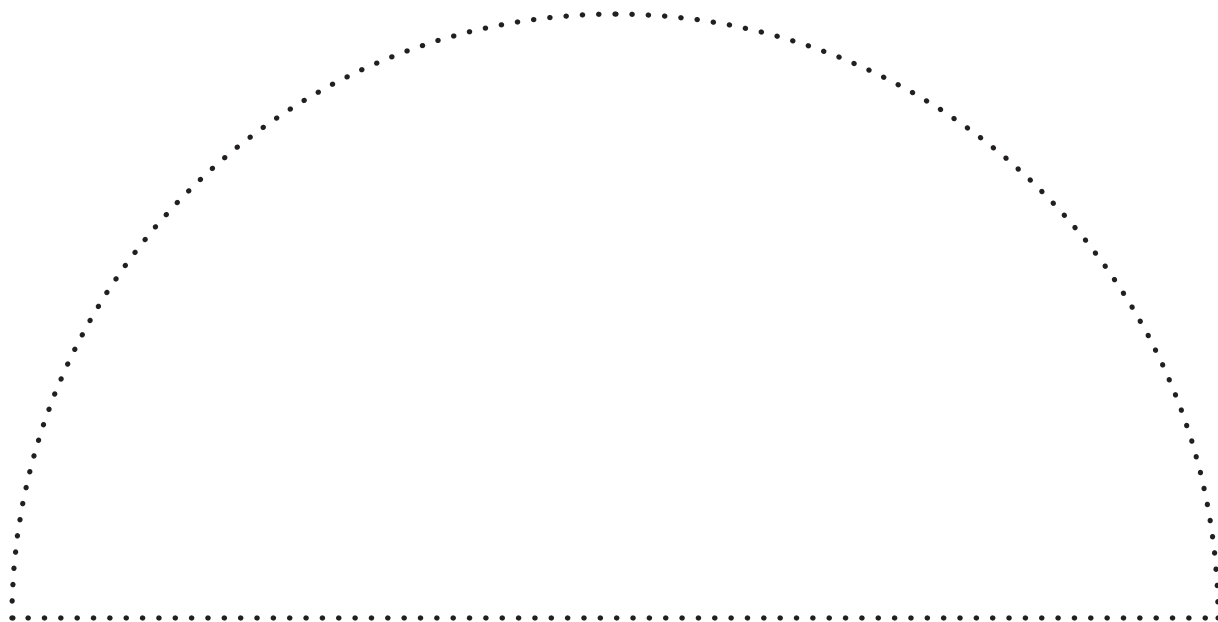


Colour (the same picture in each row).





Trace and colour.



Trace (the way).



Lesson 10

Date:



Listen and say.

He is my father.

She is my mother.

He is my brother.

She is my sister.

I love them all.



father



mother







brother



sister

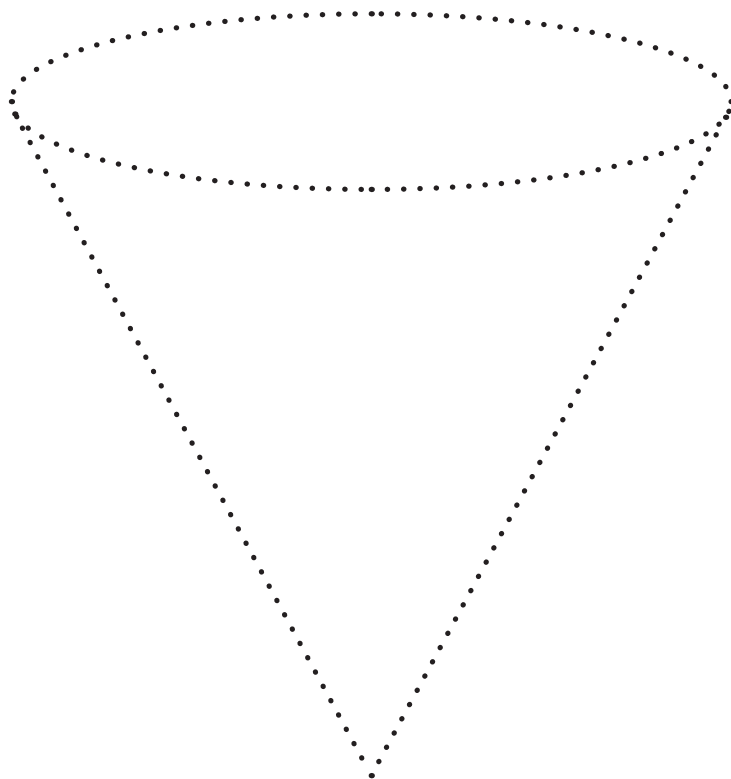


Colour (the same picture in each row).






Trace and colour.



Trace (the way).



Lesson 11

Date:



Listen and say.

He is my grandfather.
She is my grandmother.
He is my uncle.
She is my aunt.
I love them all.



grandfather



grandmother




uncle




aunt




Tick ☒ (the same picture in each row).


☐

☐

☐

☐

☐

☐

☐

☐

☐



Join (the dots).

Two rows of vertical dotted lines for tracing, each consisting of 10 lines between two horizontal boundaries.

Two rows of horizontal dotted lines for tracing, each consisting of 4 lines between two horizontal boundaries.



Draw (the lines).

Two rows of vertical lines for tracing, each consisting of 1 line between two horizontal boundaries.

Two rows of horizontal lines for tracing, each consisting of 1 line between two horizontal boundaries.

Lesson 12

Date:





Listen and act.


Cow says moo moo
Goat says maa maa
Dog says bow wow
Cat says meow meow
All animals say hello.




Tick ☒ (the same picture in each row).


☐

☐

☐

☐

☐

☐

☐

☐

☐



Join (the dots).

Four rows of handwriting practice lines. Each row contains eight dotted diagonal lines for tracing. The first two rows have lines sloping upwards from left to right, and the last two rows have lines sloping downwards from left to right.



Draw (the lines).


Four rows of handwriting practice lines. Each row starts with a solid black diagonal line for tracing, followed by empty space for independent drawing. The first two rows have lines sloping upwards from left to right, and the last two rows have lines sloping downwards from left to right.

Lesson 13

Date:



Listen and act.



Tick ☒ (the same picture in each row).


☐

☐

☐

☐

☐

☐

☐

☐

☐



Join (the dots).

Four rows of handwriting practice lines. Each row contains six dotted semi-circles for tracing. The first two rows feature semi-circles opening to the left, while the last two rows feature semi-circles opening to the right.



Draw (the lines).

Four rows of handwriting practice lines. Each row begins with a solid semi-circle for tracing, followed by blank space for independent drawing. The first two rows feature semi-circles opening to the left, while the last two rows feature semi-circles opening to the right.

Lesson 14

Date:



Listen and act.



Tick ☒ (the same line in each row).

	—	<input type="checkbox"/>		<input type="checkbox"/>	/	<input type="checkbox"/>
—		<input type="checkbox"/>	/	<input type="checkbox"/>	—	<input type="checkbox"/>
/	/	<input type="checkbox"/>	—	<input type="checkbox"/>		<input type="checkbox"/>



Join (the dots).

Two rows of dotted uppercase 'T' characters on lined paper for tracing practice.

Two rows of dotted circles on lined paper for tracing practice.



Draw (the shapes).

Two rows of solid uppercase 'T' characters on lined paper for drawing practice.



Two rows of solid circles on lined paper for drawing practice.

Assess yourself 1

1. Listen and say after the teacher.
 - a. Good morning.
 - b. Good morning teacher.
 - c. Hello!
 - d. Bye!
2. Point (to the same pictures).



3. Listen and act.



4. Listen and sing.

Two big apples


Under a tree.

One is for you

And one is for me.



5. Join (the dots).



Alphabet

Lesson 15

Aa

Date:



Listen and say.



father



mother



sister



Look and discuss.



Listen and say.


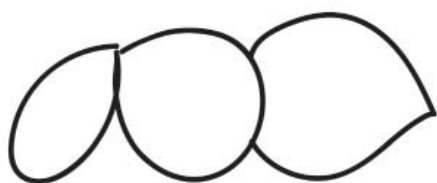




a















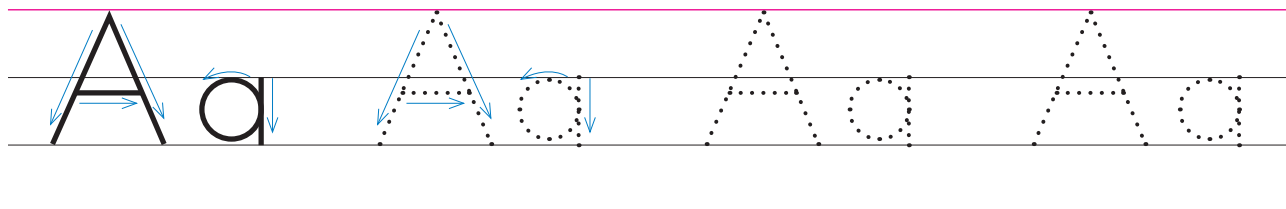
Colour.



Colour (the apples with letter **a**).



Write.



Lesson 16

Date:

Aa



Read.

a

a

a

a

a



Look and say.

apple



Aa

ant



aeroplane



Write.

Aa

Aa

Aa

Aa

Aa

Aa

Aa

Aa



Listen and sing.

Up in the apple tree
High off the ground
I see an apple
Big and round.



Look and discuss.

A



a



Circle ☐ (the objects found in the picture above).



Copy.

A a

Lesson 17

Date:

Bb



Look and say.



Look and discuss.



Listen and say.





b





Colour.

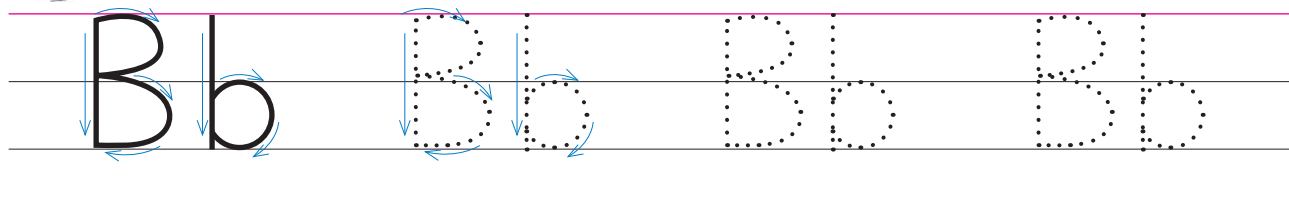


Listen and sing.

Baa, baa, black sheep,
Have you any wool?
Yes sir, yes sir,
Three bags full.
One for the master,
And one for the dame,
And one for the little boy,
Who lives down the lane.



Write.



Lesson 18

Date:

Bb



Read.

b

a

b

a

b



Look and say.

ball



Bb

book



banana



Write.

Bb

Bb

Bb

Bb

Bb


Bb

Bb

Bb



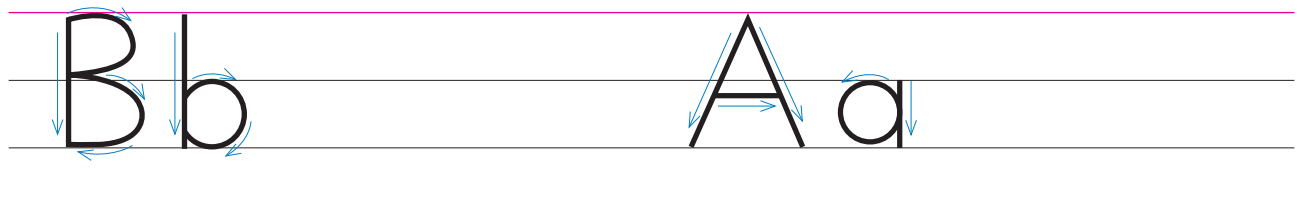
Look and discuss.



Circle ☐ (the objects found in the picture above).



Copy.



Cc



Look and say.



Look and discuss.



Listen and say.




C





Colour.



c cat



Match (the pictures with the letters).



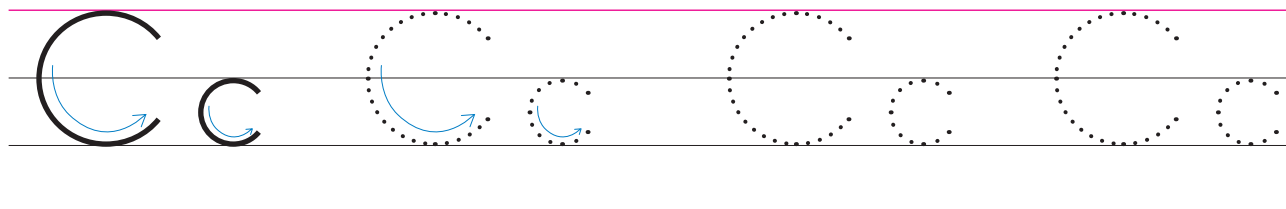
Aa

Bb

Cc



Write.



Cc



Read.

b

c

a

b

c



Listen and sing.

C is for cat k k cat.

C is for cap k k cap.

C is for cup k k cup.



Look and say.

cup



Cc


cap



cat



Write.





Look and discuss.



Circle ☐ (the objects found in the picture above).



Copy.

C c

B b

A a


Dd



Look and say.



Look and discuss.



Listen and say.



d





Colour.



Listen and sing.

D is for dog d d dog.

D is for door d d door.

D is for duck d d duck.

D is for doll d d doll.

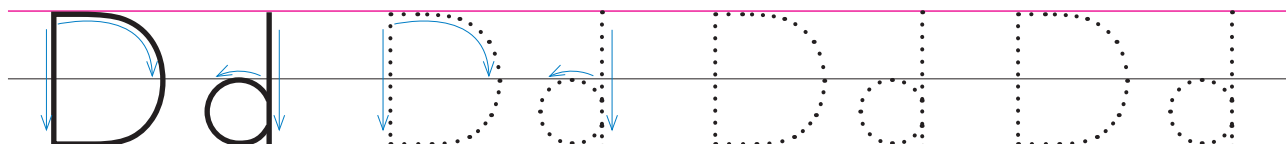


Colour the boxes having 'd' or 'D'.

a	B	C	d	e
e	D	B	c	a
d	C	E	c	b
c	A	D	b	c



Write.



Lesson 22

Date:

Dd



Read.

d

a

c

b

d



Look and say.

dog



Dd

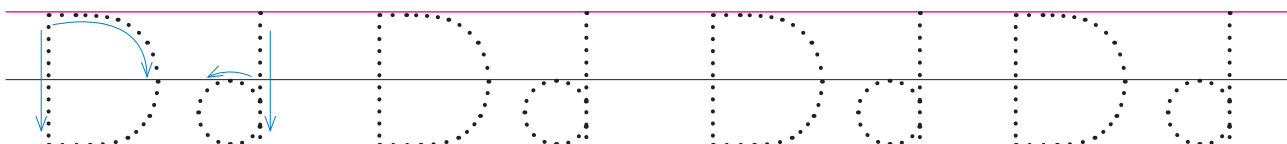
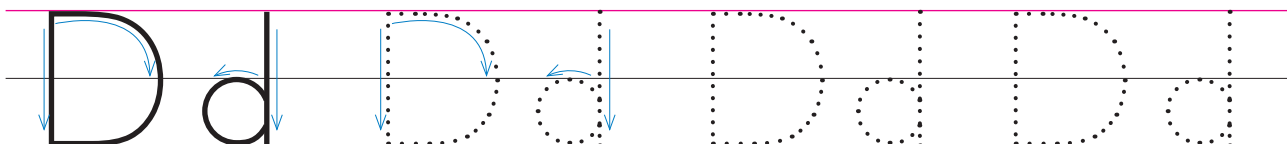
doll



door



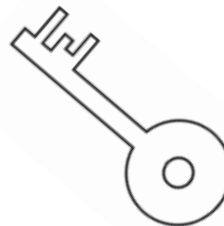
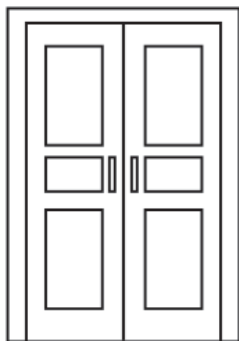
Write.






Colour (the picture that begins with the letter **d**).

1. door and
key



2. donkey and
monkey



3. dog and
cat



Copy.

Bb

Cc

Aa

Dd


Ee



Look and say.



Look and discuss.



Listen and say.




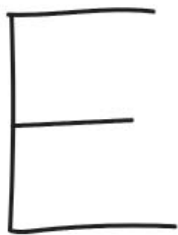



e

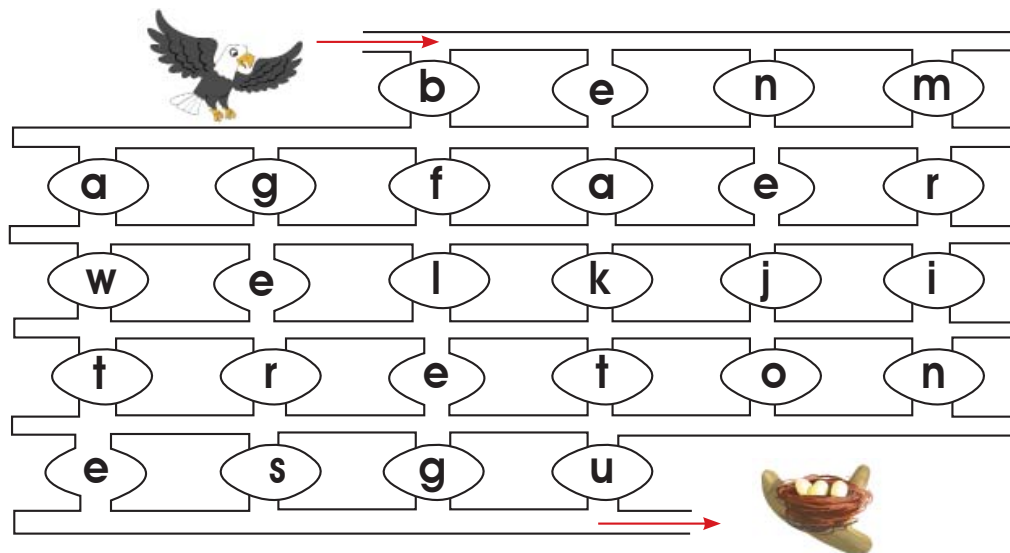




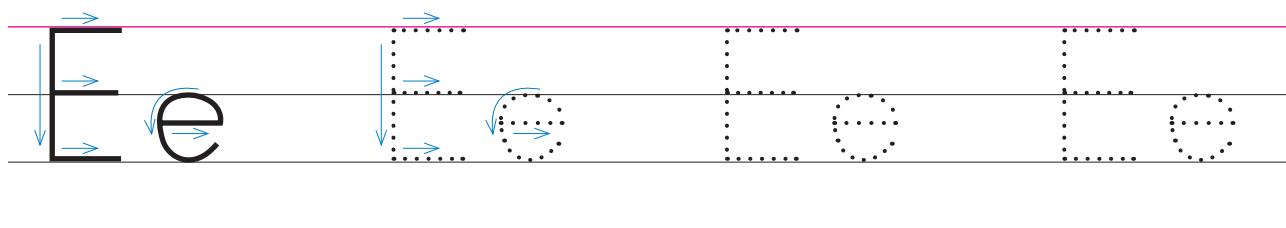
Colour.



Find and trace (the way).



Write.



Lesson 24

Date:

Ee



Read.

e

a

d


b

c



Look and say.

elephant



Ee



eye



ear

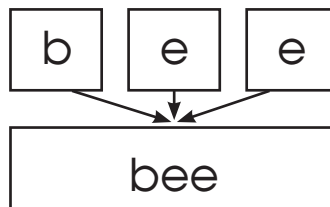
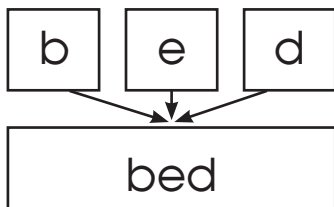


Write.






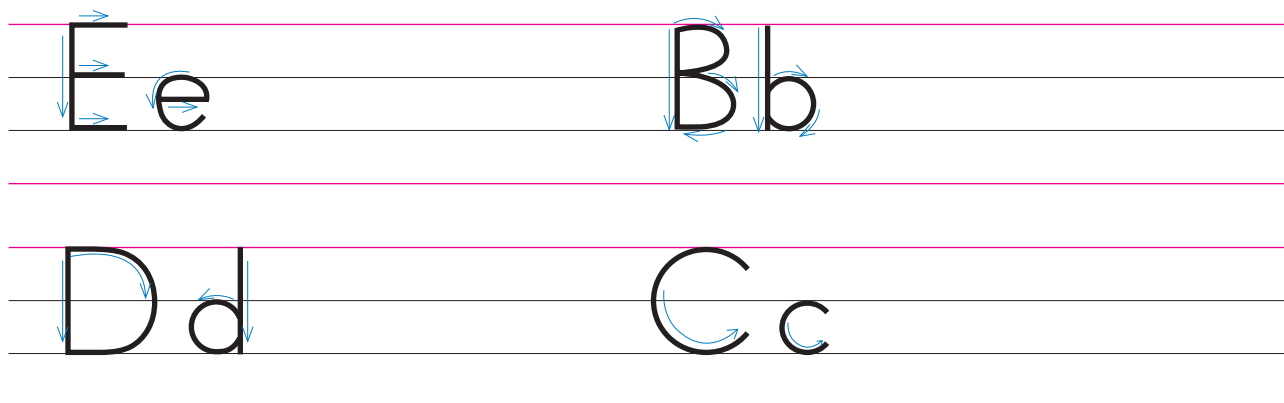
Read.



Colour (the picture that starts with **e**).



Copy.



Aa-Ee



Look and say.



apple



ant



arm



ball



bag



book



cat



cap



car



dog



duck



doll



egg



eye



ear



Write.



.....pple



.....all



.....at



.....og



.....gg



Read and match.



book

bee

ball

bag

bed

bread

cap

cat

cab



Write correct words.



bde

.....



ebe

.....



cba

.....

Ff



Listen and say.

bed

bee

cab

dad



Look and discuss.



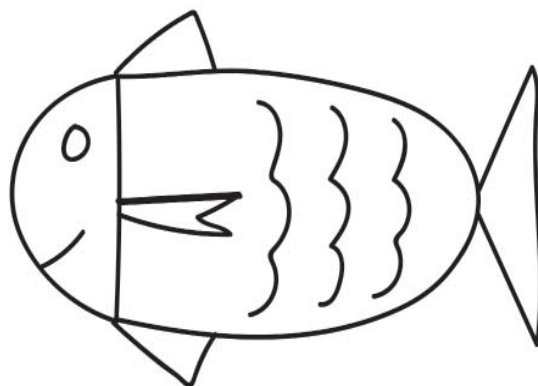
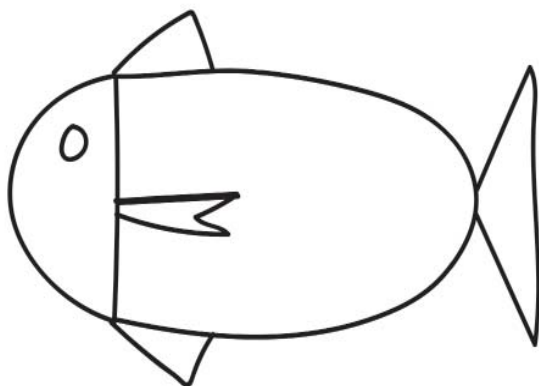

Listen and say.



f



 **Colour.**



 **Listen and sing.**



Funny froggie, hop, hop, hop
Funny froggie, stop, stop, stop
Funny froggie, run and play
Funny froggie, don't run away!



 **Write.**



Lesson 27

Date:

Ff



Read.

f

d

e

b

c



Look and say.

flower



Ff

fish



flag

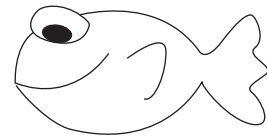








Write.

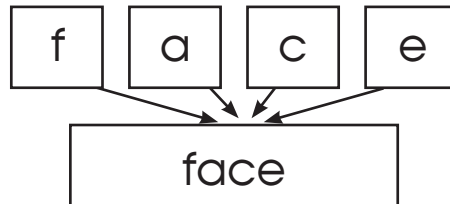
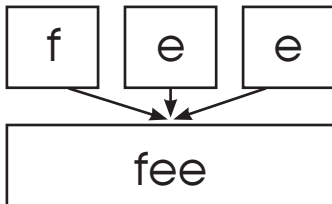




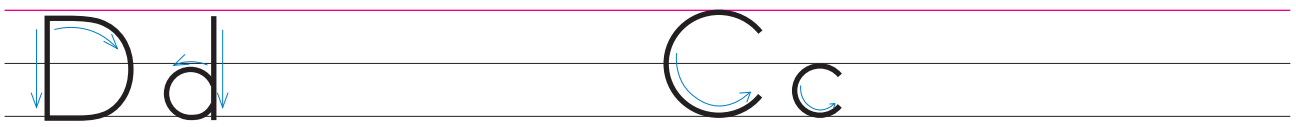
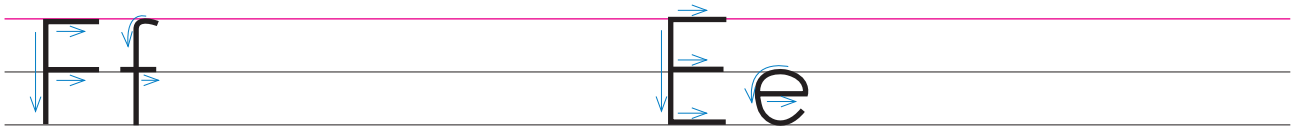
Colour (the picture that starts with **f**).



Read.



Copy.



Gg



Listen and say.

face

fee

bed

dad



Look and discuss.



Listen and say.



g





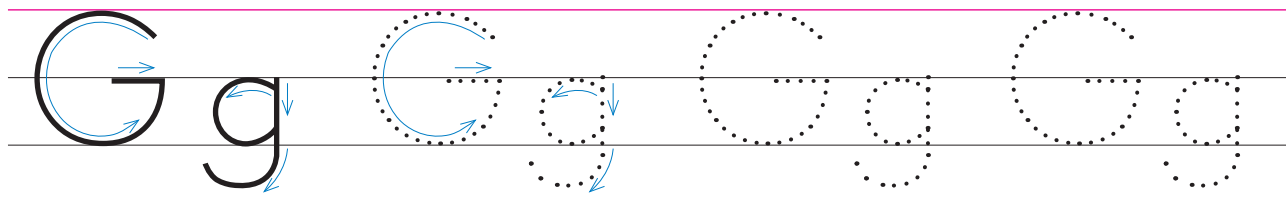
Colour.



Tick ☒ (the pictures that begin with the letter **g**).

☐☐☐☐☐☐

Write.



Lesson 29

Date:

Gg



Read.

g

d

f

e

c



Look and say.

glass



Gg

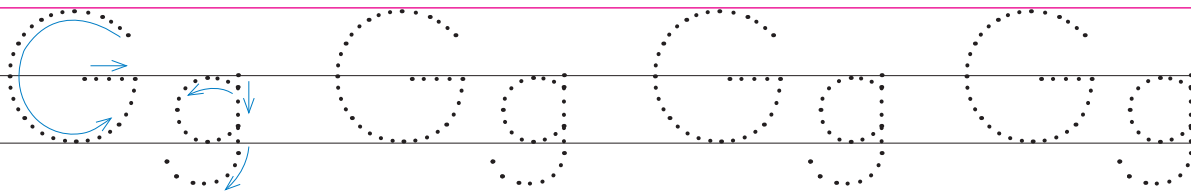
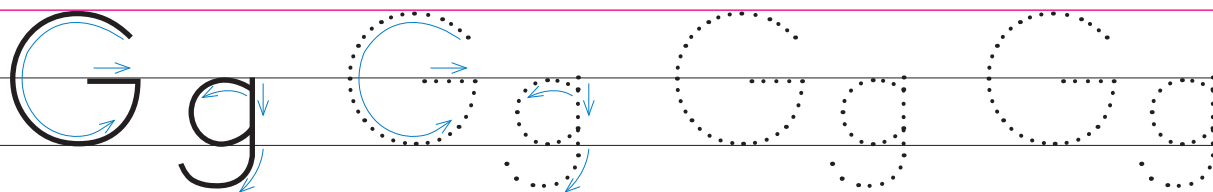
goat



grapes




Write.

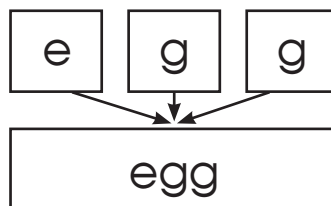
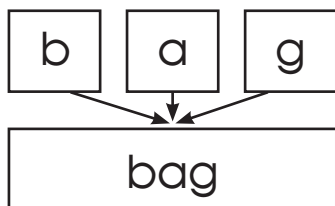




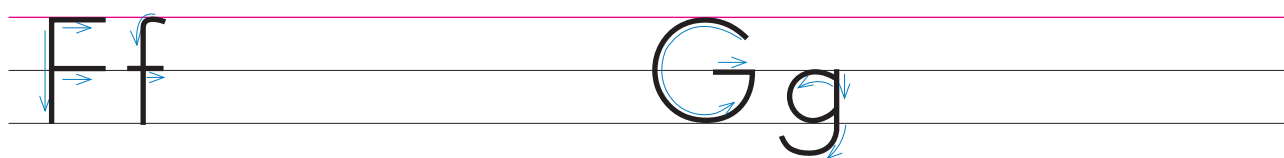
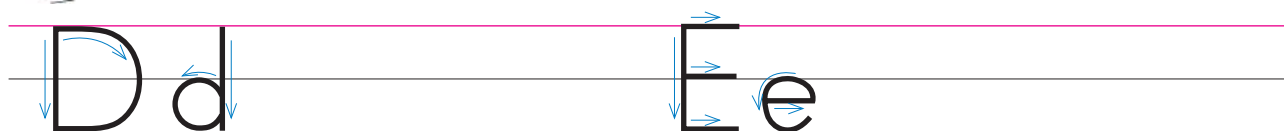
Colour **g**.



Read.



Copy.



Hh



Listen and say.

bag

egg

bed

bee



Look and discuss.



Listen and say.




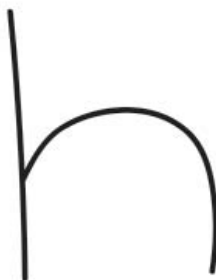


h





Colour.



Match (the letters).

D	a
B	c
A	d
C	b

E	f
G	h
F	e
H	g



Write.



Lesson 31

Date:

Hh



Read.

g

d

f

h

e



Look and say.

house



Hh


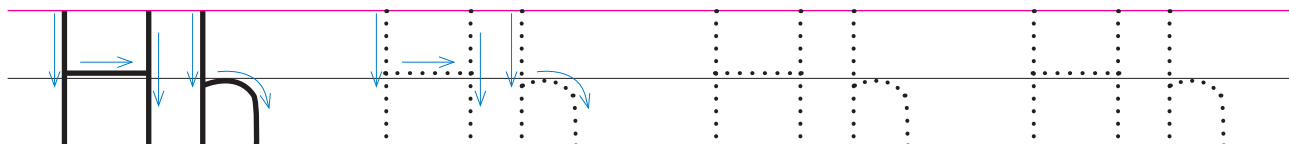
horse



hand



Write.



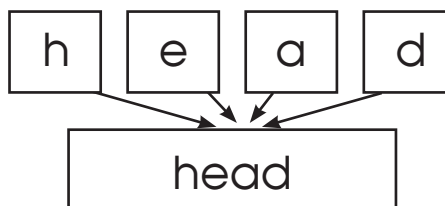
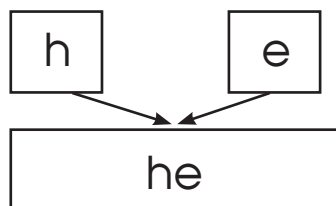


Colour (the box where there is letter **H** and **h**).

B	h	c	d	H	A
a	H	e	F	h	B
G	H	h	h	H	C
B	h	g	B	h	E
c	H	D	b	H	F



Read.



ghee



Copy.

Handwriting practice lines for the letters H, G, F, and E. Each letter is shown in its uppercase and lowercase forms on a three-line grid. Blue arrows indicate the correct stroke order and direction for writing each letter.

I i



Listen and say.

head

he

ghee



Look and discuss.



Listen and say.

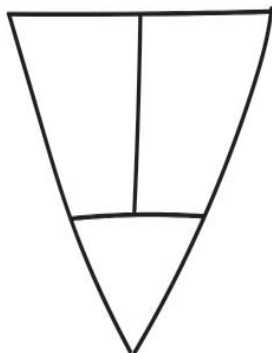


i

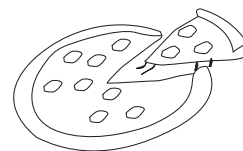
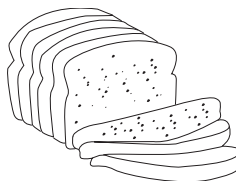
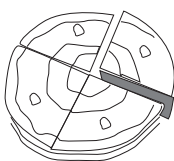
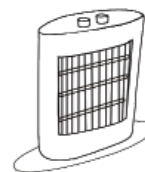
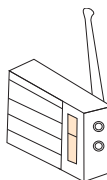

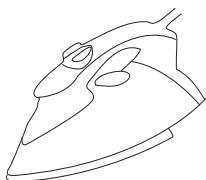






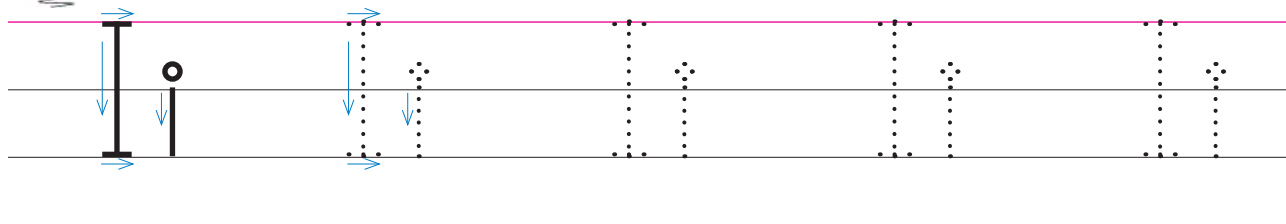
Colour.



Colour (the picture that starts with **I** or **i**).



Write.



Lesson 33

Date:

I i



Read.

h

e

f

g

i



Look and say.

ice cream



I i

ink



iron

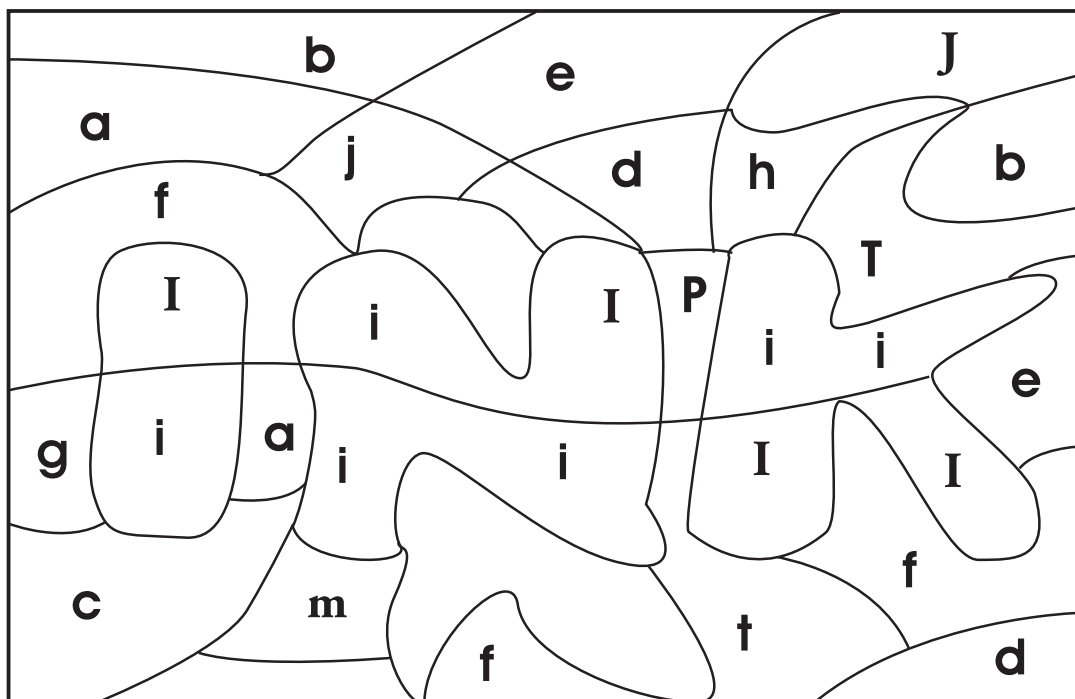


Write.

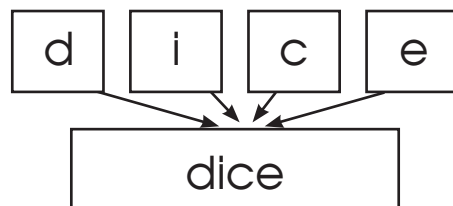
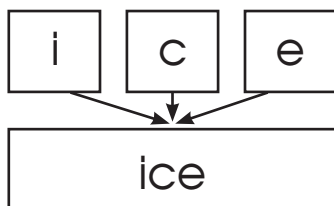
Handwriting practice lines for the letter 'I'. The first row contains five sets of dotted 'I' and 'i' for tracing, with blue arrows indicating stroke direction. The second row contains five sets of dotted 'I' and 'i' for independent practice.



Colour **I** and **i**.



Read.



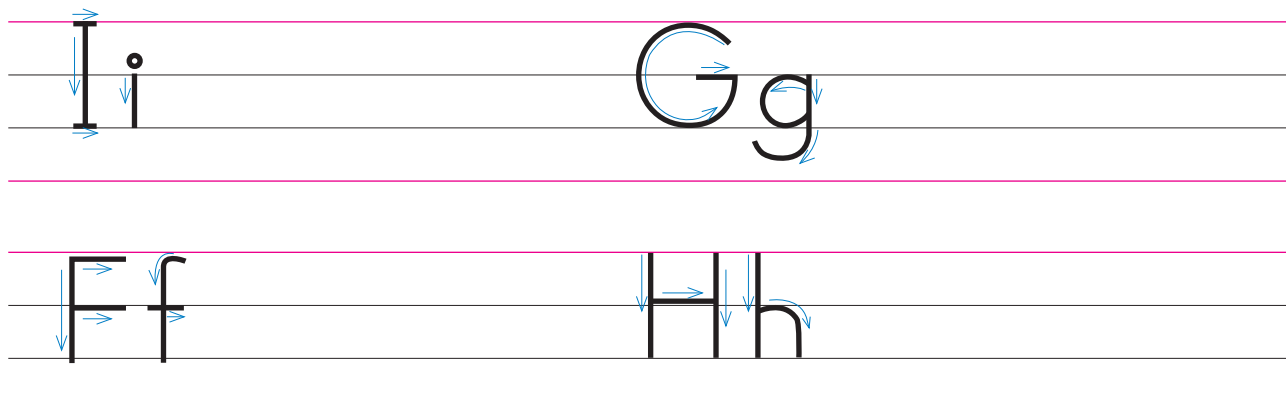
big

dig

child



Copy.



J j



Listen and say.

big

dig

ice

dice



Look and discuss.



Listen and say.






j





Colour.



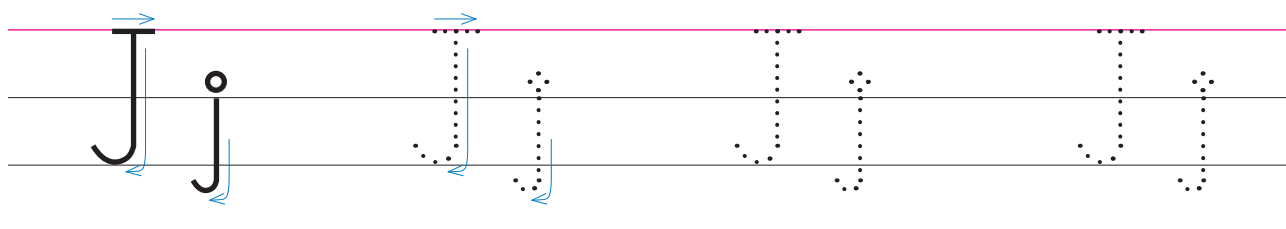
Listen and say.

Jay and Junu, Jaya and Junu,
Jumped the rope, jumped the rope,
Jumped all day.

Jaya and Junu, Jaya and Junu,
Ate the jam, ate the jam,
Ate all day.



Write.



Lesson 35

Date:

J j



Read.

h

j

f

i

g



Look and say.

jug



J j

joker



jam



Write.

J j

J j

J j

J j

J j

J j

J j

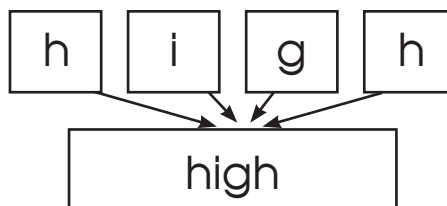
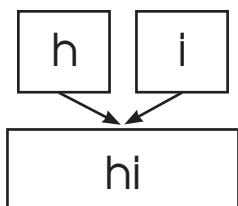
J j



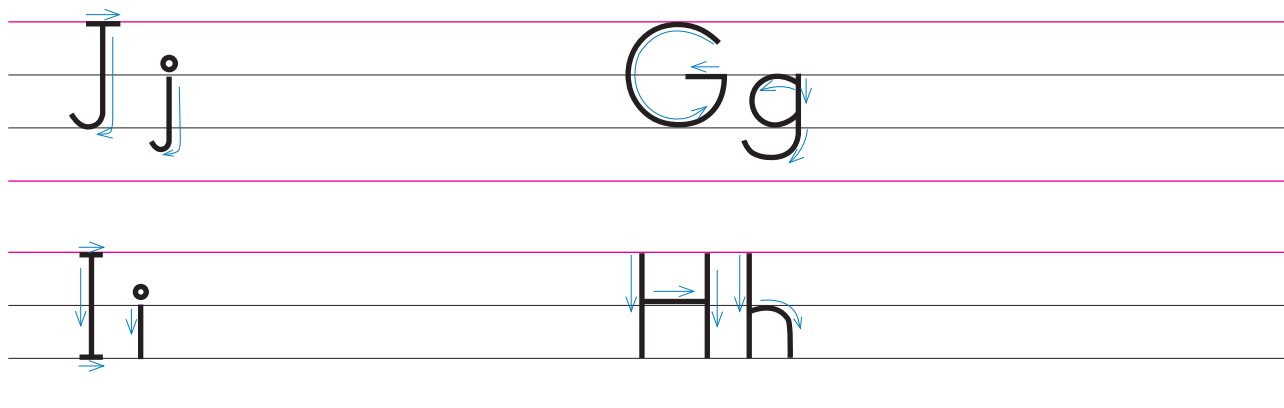
Match.



Read.



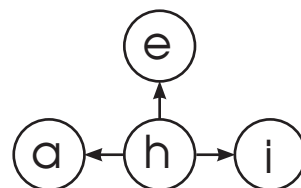
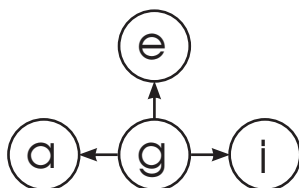
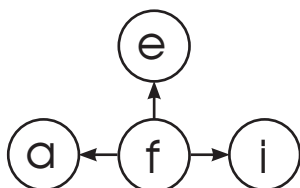
Copy.



Ff - Jj



Listen and say.



Look and write.



.....nt



.....rm



.....all



.....ag



.....at



.....ap



.....og



.....oll



.....gg



.....ye



.....an



.....ox



.....lass



.....oat



.....at



.....en



.....ce



.....ron



.....ug



.....eep



Find and colour the boxes having F, G, H, I and J.



C	P	J	H	C
B	A	G	E	A
I	L	B	A	H
A	C	M	D	Z
V	B	E	F	G



Write.

fee bag head

ice hi high

Kk



Listen and say.

hi

high

ice

ghee




Look and discuss.



Listen and say.





k





Colour.



Find (K and k) and colour the boxes.



a	k	k	k	K	k	k	K	A	C
b	d	L	o	p	r	s	K	F	G
c	d	D	q	a	k	k	K	e	f
e	j	m	s	t	k	i	h	g	u
g	a	b	d	c	k	j	x	w	v
k	k	k	k	k	k	a	b	y	r
k	r	s	m	n	z	x	w	v	m
k	w	v	u	t	y	a	b	t	u
k	k	k	k	k	k	k	k	k	k
c	d	e	o	n	m	y	x	w	z



Write.



Lesson 38

Date:

Kk



Read.

g

j

h


k

i



Look and say.

kite



key



kettle



Kk

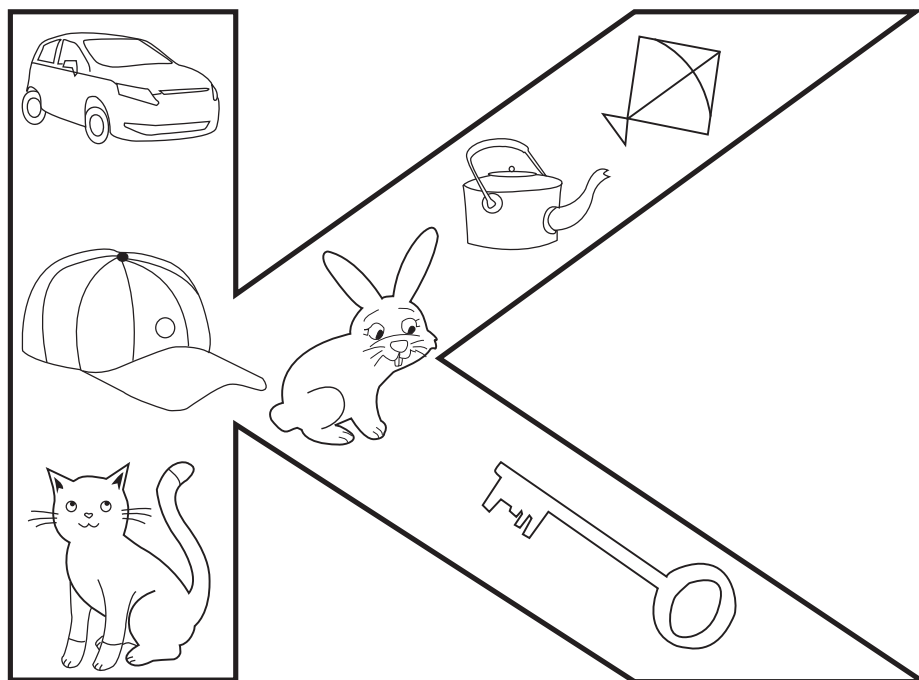


Write.

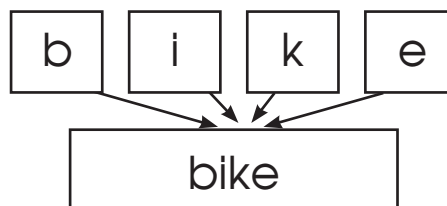
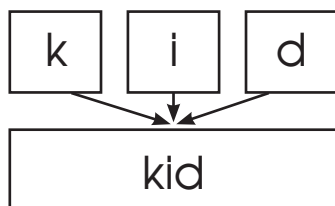




Colour (the pictures that begin with **k**).



Read.



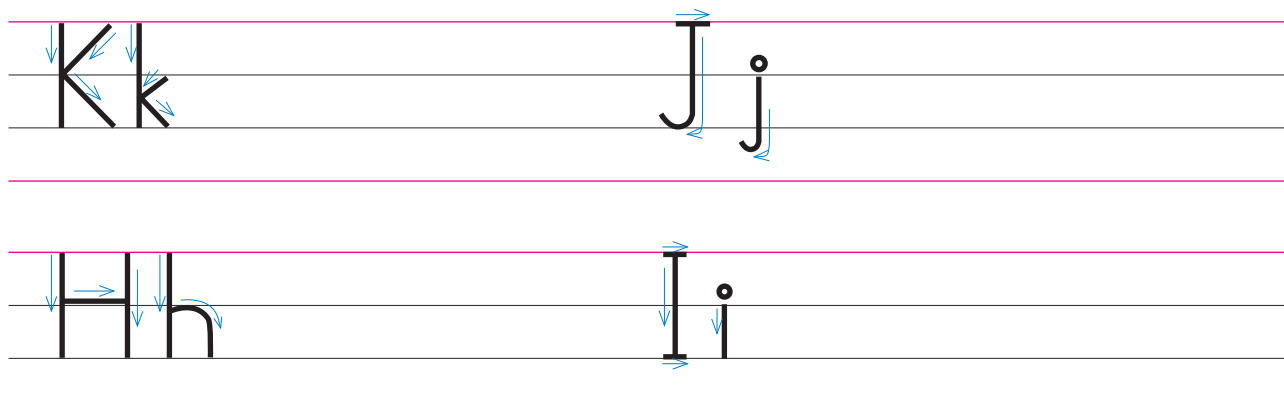
chick

jackal

back



Copy.



LI



Listen and say.

bike


kid

beak

jackal



Look and discuss.

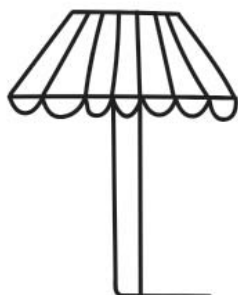
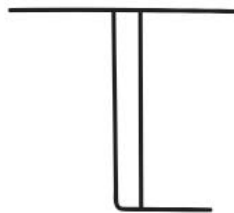


Listen and say.





Colour.

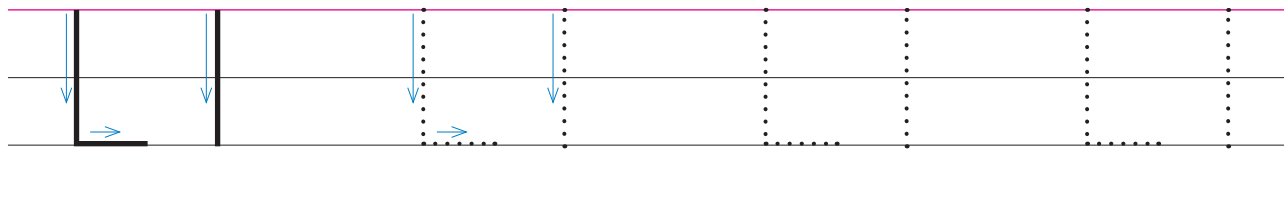


Colour the boxes: **L** red and **I** blue.

I	L	I	I	I
I	L	I	I	I
I	L	I	I	I
I	L	I	I	I
I	L	L	L	L



Write.



Lesson 40

Date:

L I



Read.

l

j

i

k

h



Look and say.

lamp



L I

leaf



lion





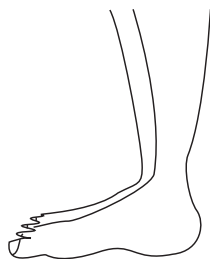




Write.

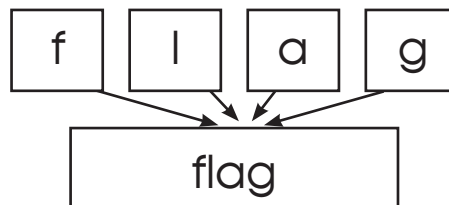
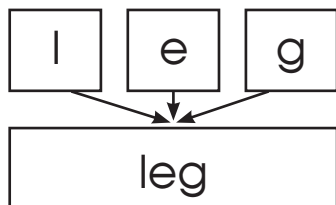
Handwriting practice lines for the letter 'L'. The first row contains a solid 'L' with stroke arrows, followed by a solid 'I', and then four dotted 'L' and 'I' for tracing. The second row contains two dotted 'L' and 'I' for tracing, followed by three dotted 'L' and 'I' for independent writing practice.



Colour (the pictures that begin with **l**).



Read.



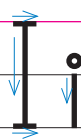
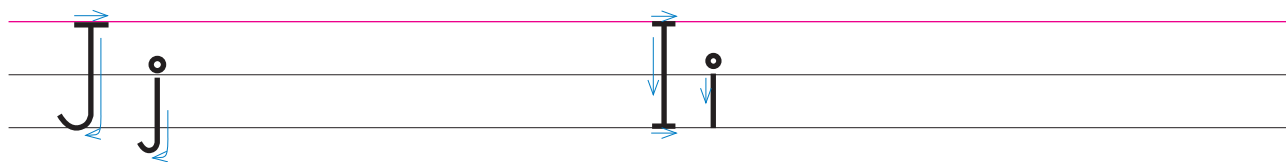
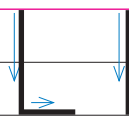
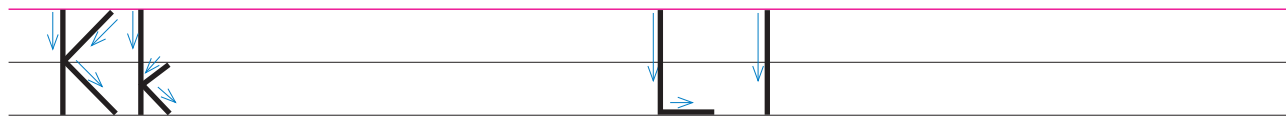
ball

hill

leaf



Copy.



Mm



Listen and say.

ball

flag

leg

leaf



Look and discuss.



Listen and say.




m





Colour.



Listen and say.

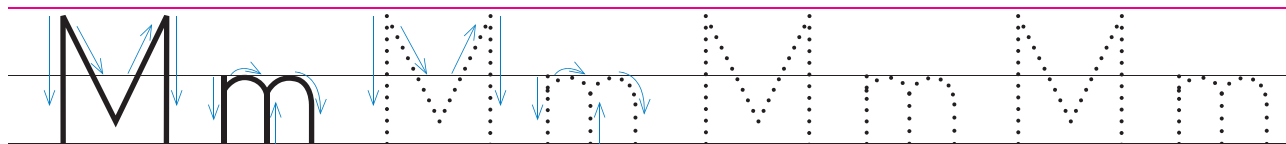
Monkey, monkey m - m- m

Monkey, monkey,
standing on the moon

Monkey, monkey,
come home soon.



Write.



Lesson 42

Mm



Read.

m

j

k

i

l



Look and say.

man



Mm

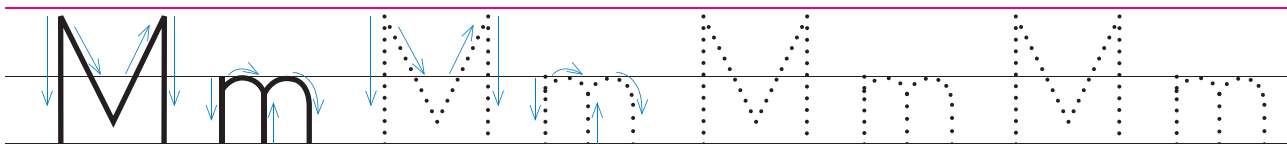
monkey



mango

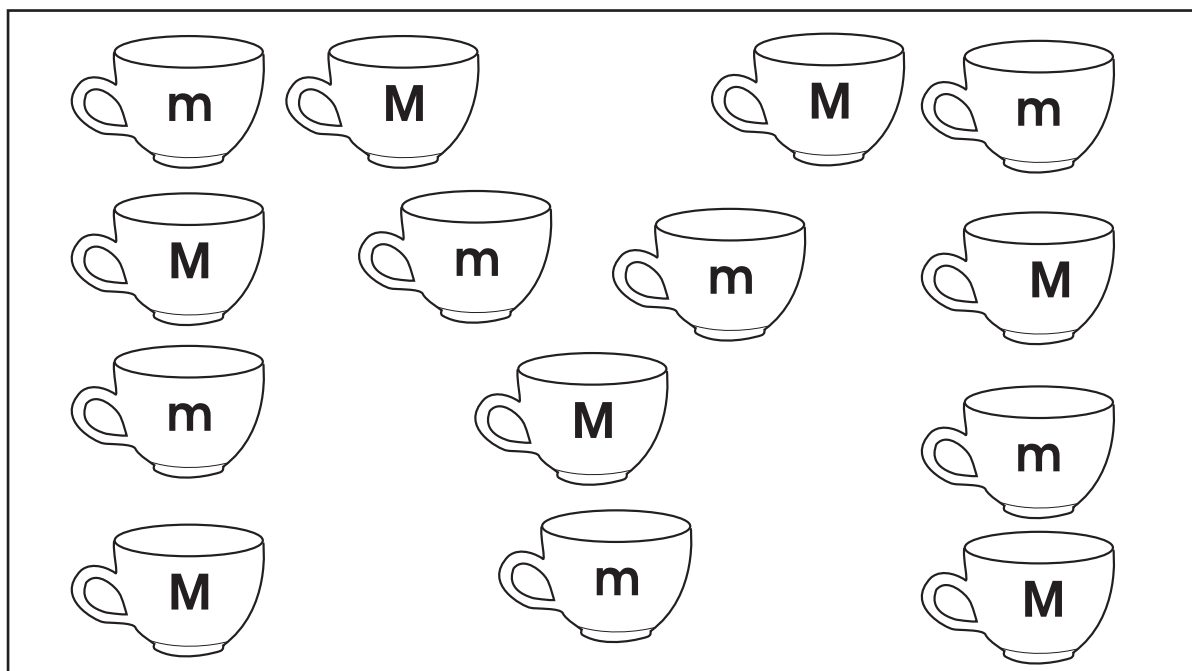


Write.

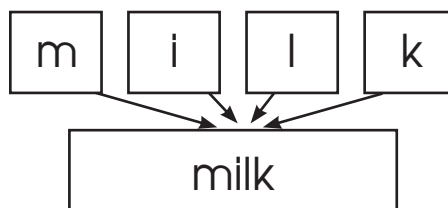
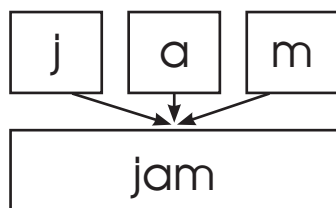




Colour (M with green and m with red).



Read.



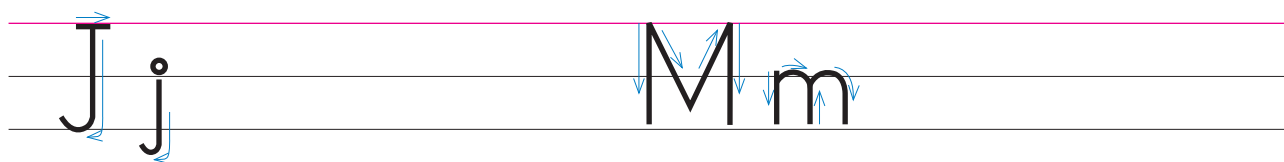
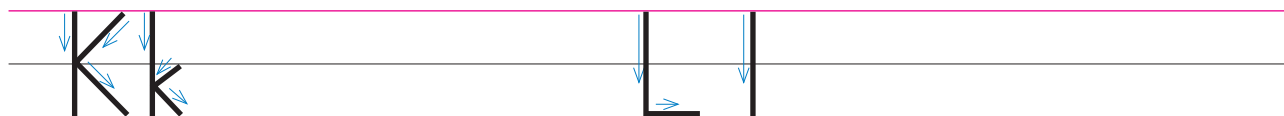
mill

me

make



Copy.



Nn



Listen and say.

milk

jam

mill

make



Look and discuss.



Listen and say.



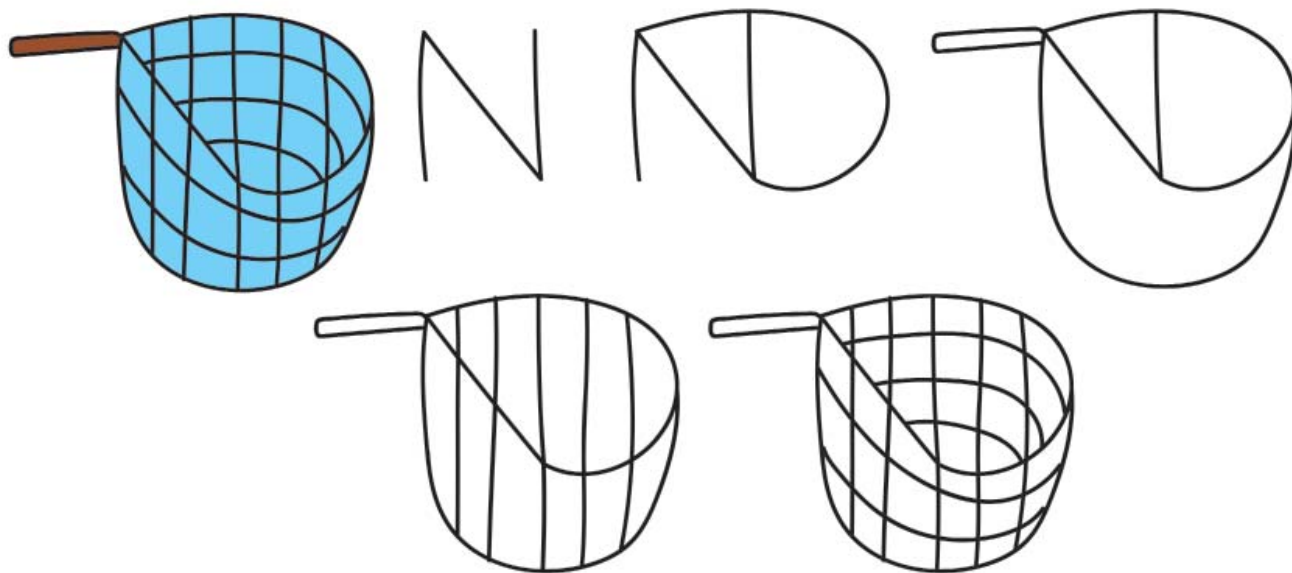
n



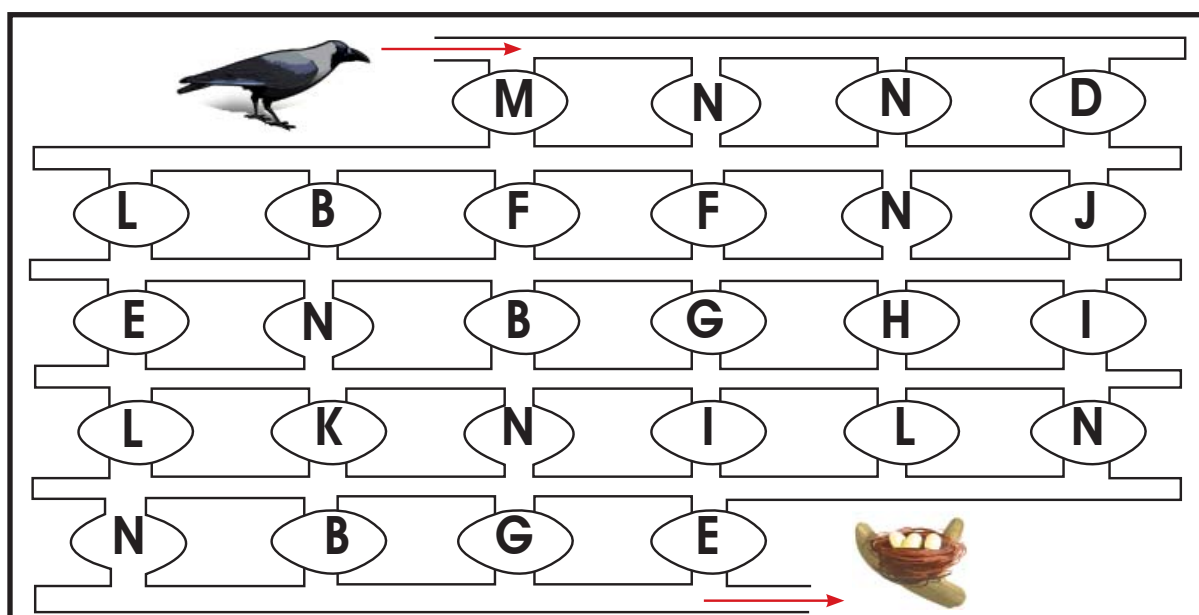
9



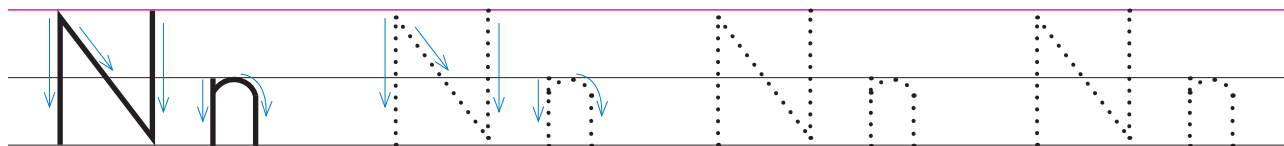
Colour.



Find and trace (the way).



Write.



Lesson 44

Nn



Read.

n

j

k

m

l



Look and say.

Nn

nose



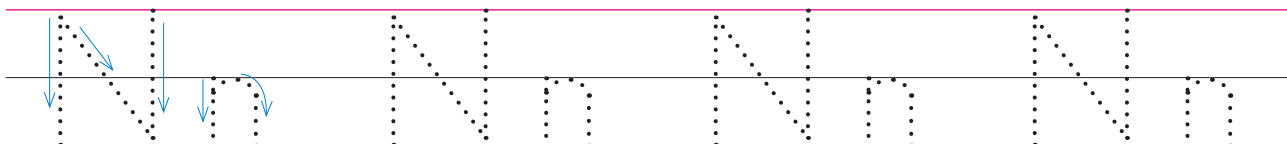
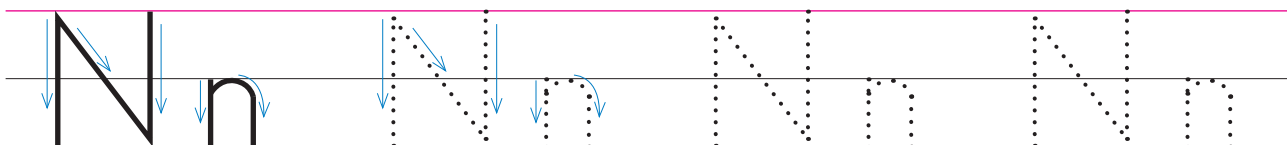
nest



nurse




Write.





Colour (the picture that begins with **n**).



Read.

f a n

fan

man

n a i l

nail

hen

hand



Copy.

N n L l

M m K k

Oo



Listen and say.

man

fan

hen


hand



Look and discuss.




Listen and say.





Colour.



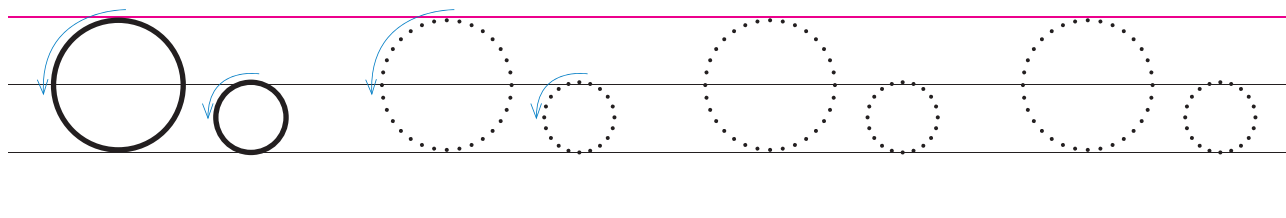
Listen and say.



Open, shut them,
Open, shut them,
Give a little clap.
Open, shut them,
Open, shut them,
Lay them in your lap.



Write.



Lesson 46

Oo



Read.

o

n

m

l

k



Look and say.

orange



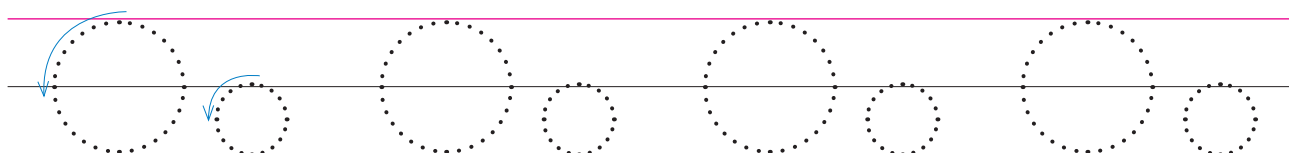
onion



owl

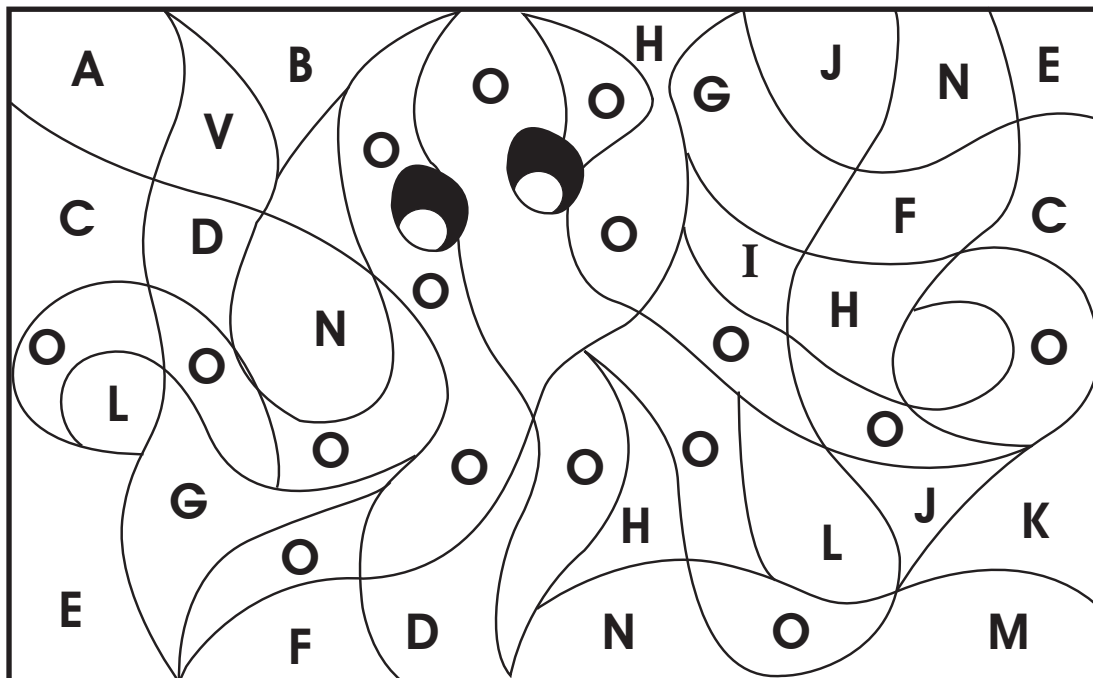


Write.

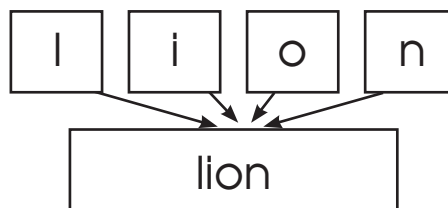
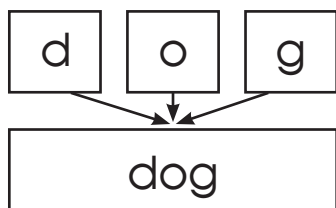




Colour letter **O**.



Read.



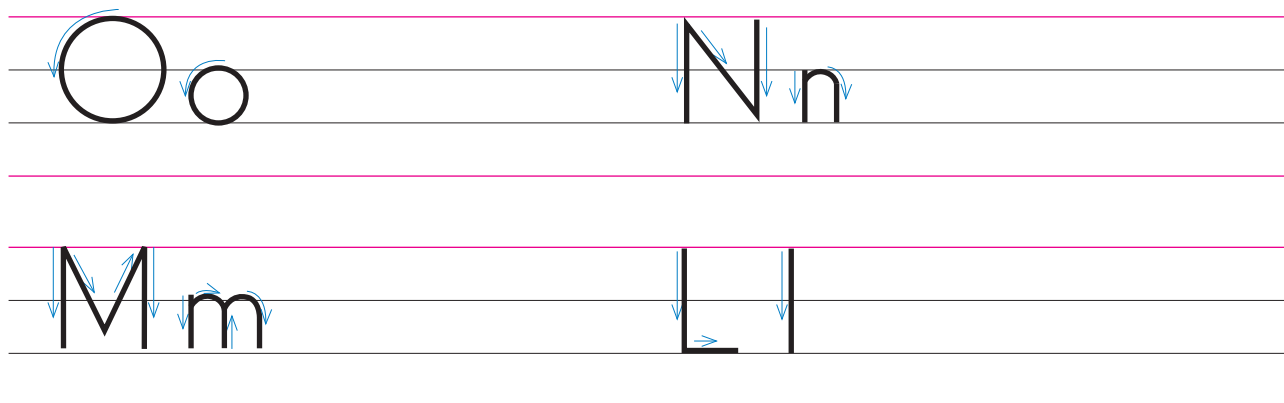
god

doll

book



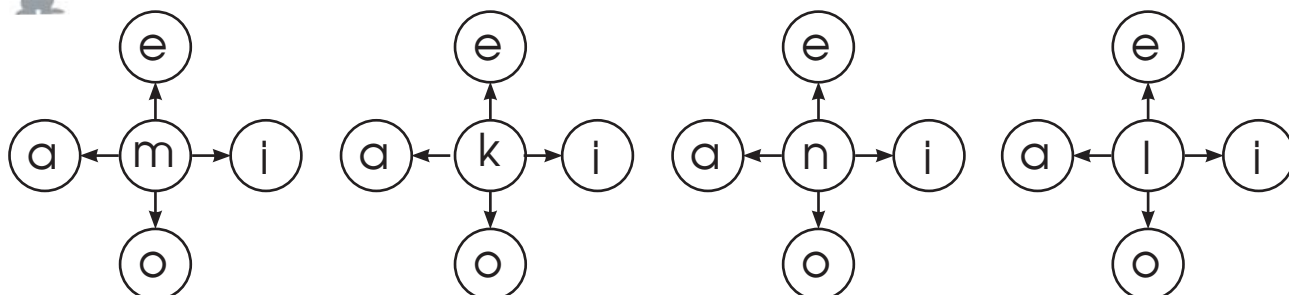
Copy.



Kk - Oo



Listen and say.



Match and write.

l



all

.....ball.....

j



lag

.....

b



eg

.....

f



am

.....

m



an

.....

d



en

.....

h



og

.....

f



oon

.....



Find the words.

B	D	M	R	S	B	B	O
R	D	L	I	O	N	M	N
P	B	O	O	K	B	A	G
X	L	F	W	F	A	N	G
Y	O	D	Q	L	N	G	Y
P	B	E	A	Z	A	O	S
U	O	N	I	O	N	O	T
M	H	O	F	M	A	G	K



Write.

kid

leg

jam

fan

dog

book

Pp



Listen and say.

lion

book

doll

onion



Look and discuss.



Listen and say.




p





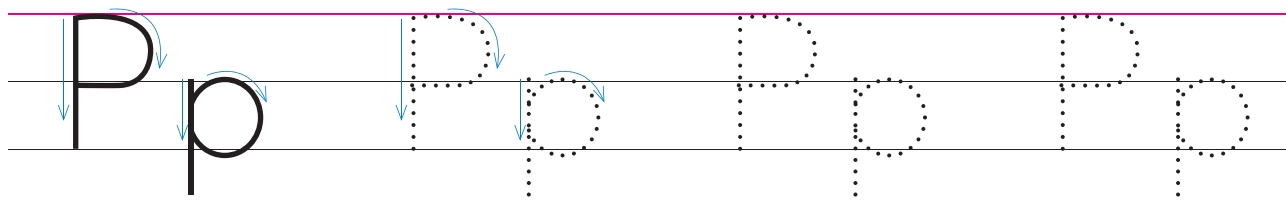
Colour.



Match.



Write.



Lesson 49

Pp



Read.

p

k

m

o

n



Look and say.

pen



Pp

pencil



pan

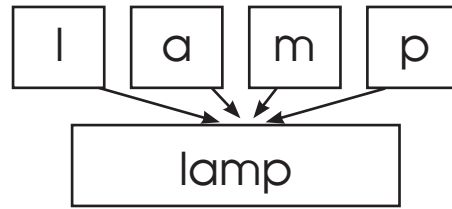
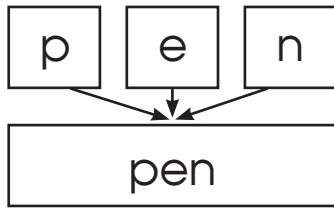


Write.

Handwriting practice lines for the letter Pp. The first row shows a solid Pp with stroke arrows, followed by two rows of dotted Pp for tracing. The second row shows a solid Pp with stroke arrows, followed by two rows of dotted Pp for tracing.



Read.



pencil

pan

cap


apple

pool

jeep



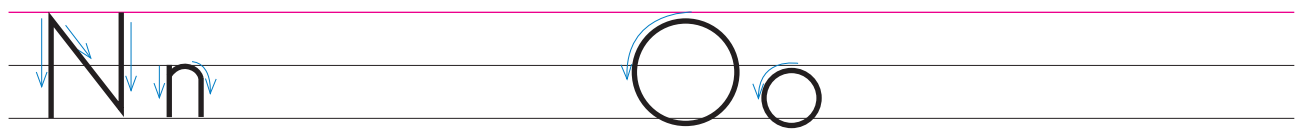
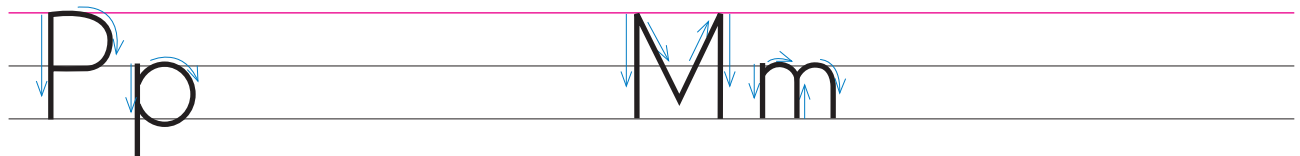
Read and discuss.



A long pencil.



Copy.



Qq



Listen and say.

lamp

pen

pencil

jeep



Look and discuss.



Listen and say.





q






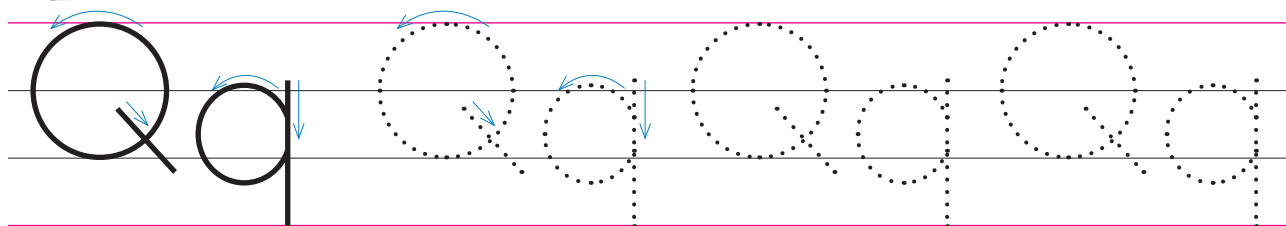
Colour.



Find 'Q' and colour.



Write.



Lesson 51

Qq



Read.

q

o

n

p

m



Look and say.

queen



Qq

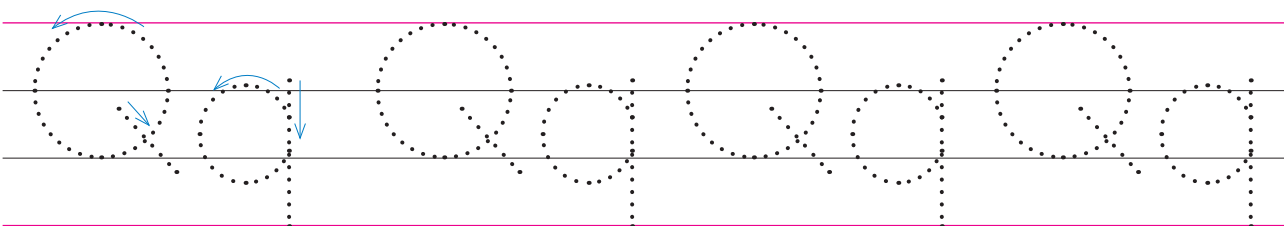
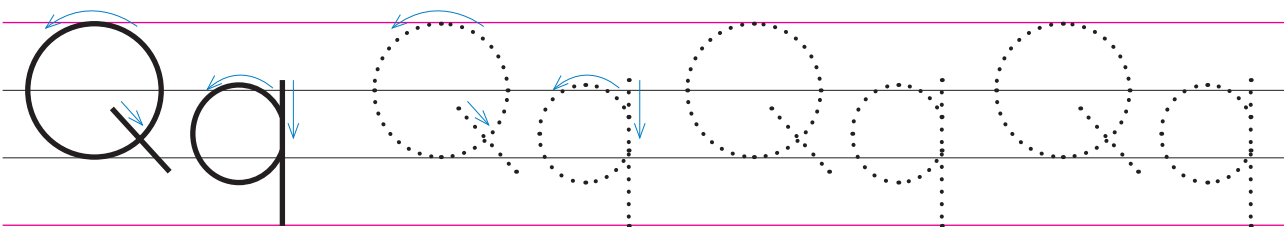
quill



quilt

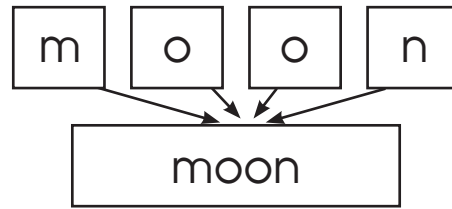
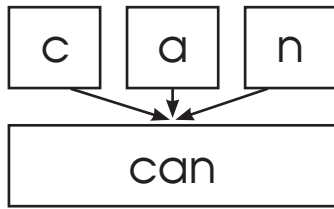


Write.





Read.



go

come

pin

map

look

help



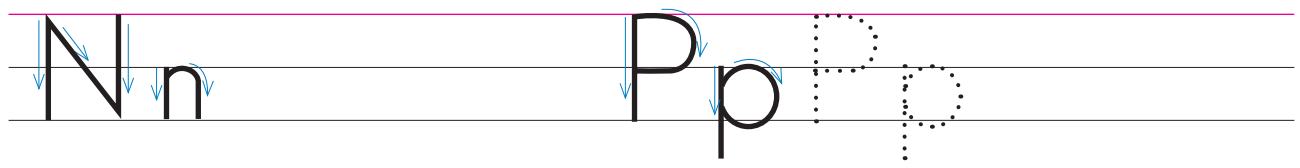
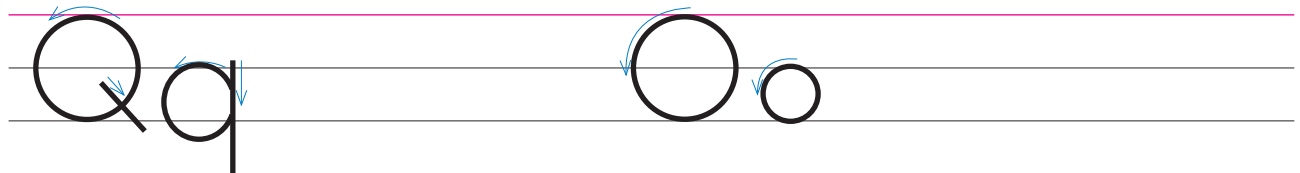
Read and discuss.



Go home.



Copy.



Rr



Listen and say.

moon

map

look


help



Look and discuss.



Listen and say.





r

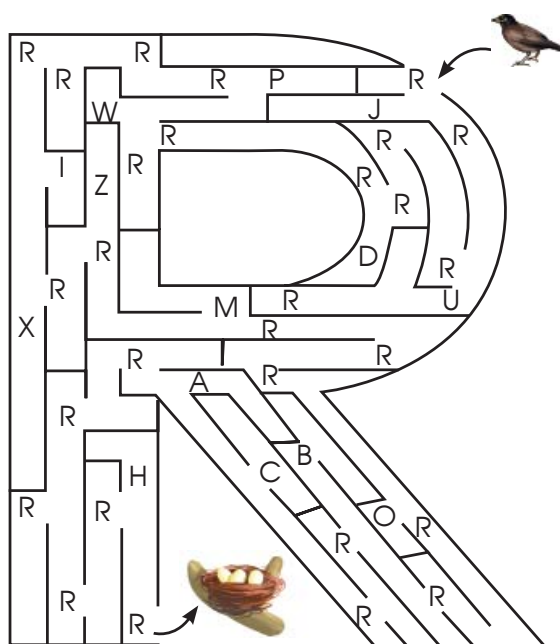





Colour.



Find the way and colour.



Write.



Lesson 53

Rr



Read.

r

o

p

n

q



Look and say.

rat



Rr

rose



rabbit

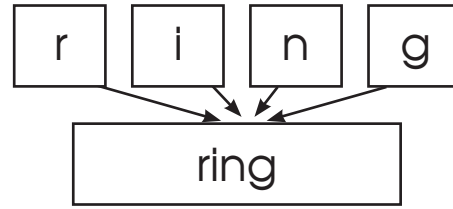
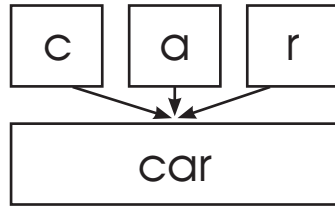


Write.





Read.



bar

arm

room

circle

girl

rice



Read and discuss.



Eat rice.



Copy.

R r O o

Q q P p

Ss



Listen and say.

ring

car

girl

rice



Look and discuss.



Listen and say.




S


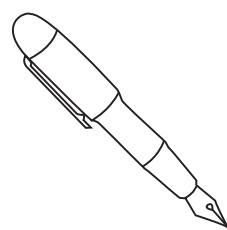







Colour.



Colour (the pictures that begin with **s**).



Write.

S s

S s

S s

S s

Lesson 55

Ss



Read.

s

q

p

r

o



Look and say.

Ss

sun



star



swan



Write.

Ss

Ss

Ss

Ss

Ss

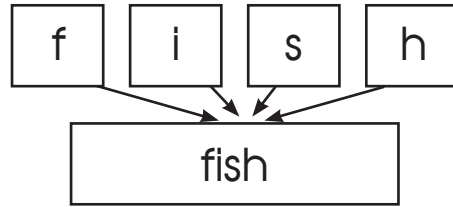
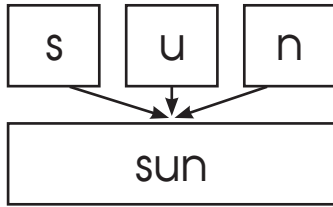
Ss

Ss

Ss



Read.



nose

horse

class

school

son

see



Read and discuss.



Long nose.



Copy.

S s R r

Q q P p

Tt



Listen and say.

nose


horse

fish

school



Look and discuss.




Listen and say.





Colour.



Listen and say.

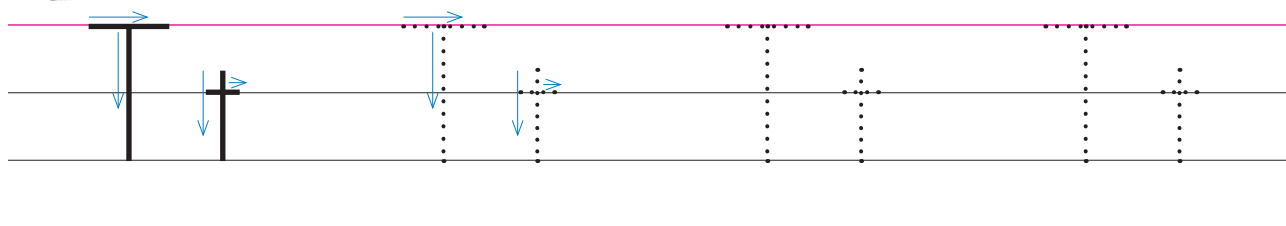


Teddy bear, teddy bear,
turn around.

Teddy bear, teddy bear,
touch the ground.



Write.



Lesson 57

Tt



Read.

t

r

s

q

p



Look and say.

tiger



Tt

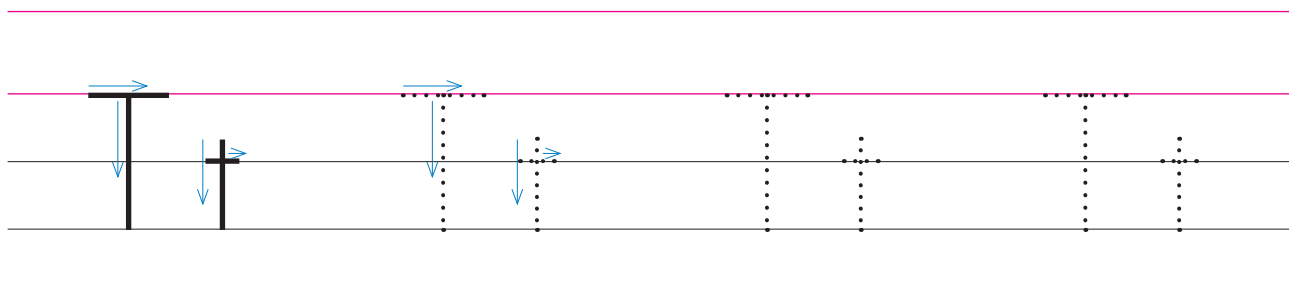

table



tree

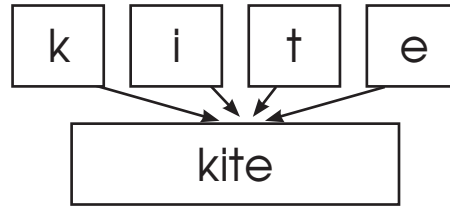
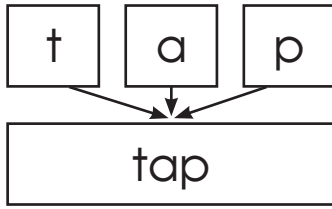


Write.





Read.



bat

cat

father

mother

tiger

sit



Read and discuss.



a tiger



Copy.

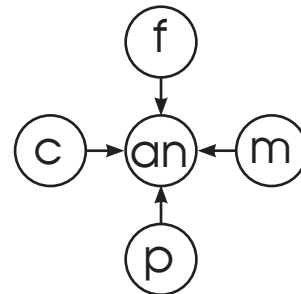
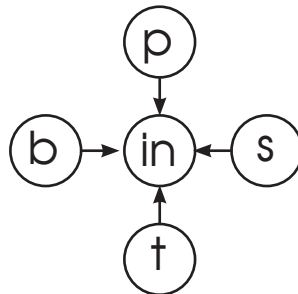
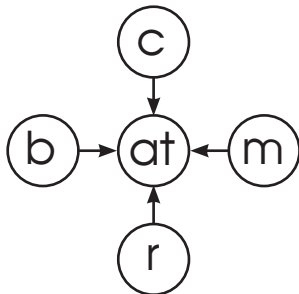
T t R r

Q q S s

Pp - Tt



Listen and say.



Match.

net
pet
bet



cut
cot
cat



fog
log
dog



pot
pet
pat



mad
man
map



log
lap
lip



Write the missing letter.



C	A	T
.....AP		
M.....P		
.....AT		
.....OT		
D	O	G





Find the words.

L	L	E	A	F	A	T	L
W	W	O	V	F	P	O	D
A	D	R	B	D	P	M	K
Y	S	A	E	H	L	A	F
W	N	N	U	L	E	T	I
B	A	G	C	I	P	O	A
I	K	E	H	X	D	P	U
T	E	T	R	A	I	N	A



Write.

pen

moon

ring

fish

kite

tap

Uu



Listen and say.

orange snake train tomato



Look and discuss.



Listen and say.



u

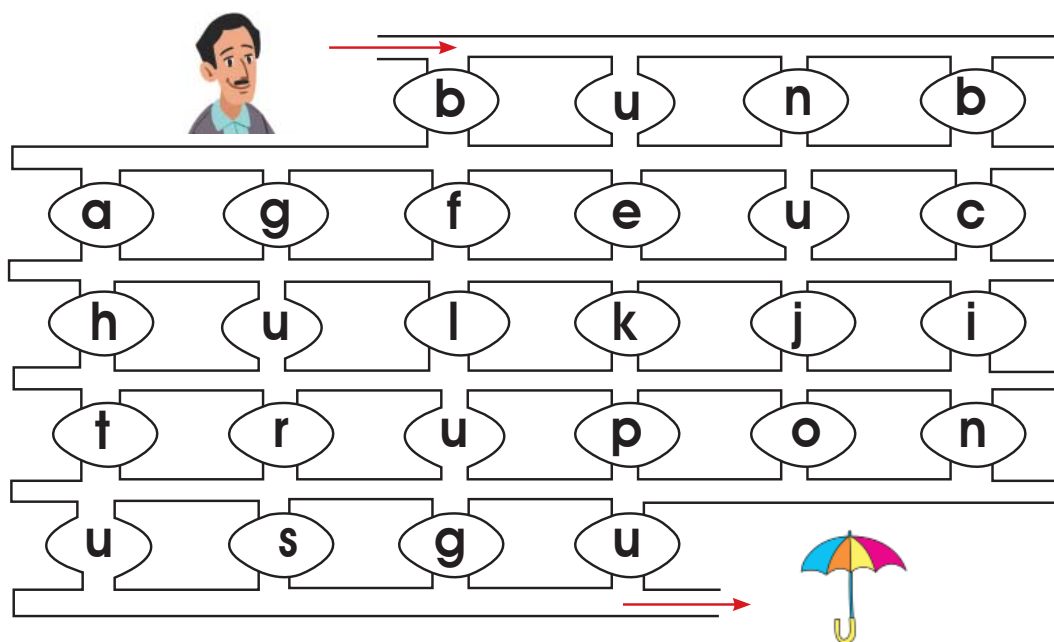




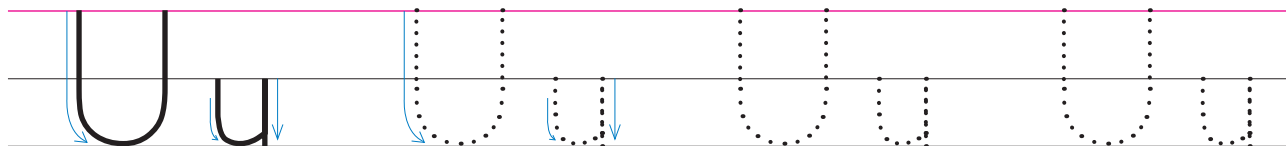
Colour.



Find and trace (the way).



Write.



Lesson 60

Uu



Read.

u

r

t

q

s



Look and say.

umbrella



Uu

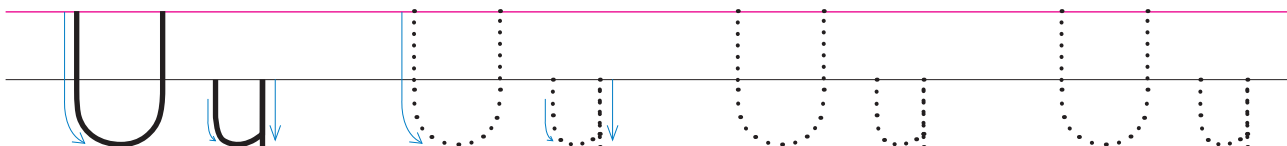
under



up

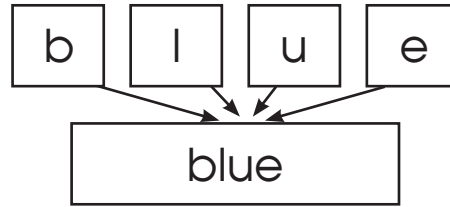
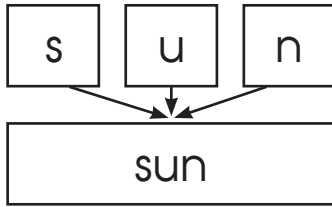


Write.





Read.



uncle

horse

put

student

mouse

out



Read and discuss.



Uncle has an umbrella.



Copy.

U u S s

R r T t

Vv



Listen and say.

student **mouth** **uncle** **house**



Look and discuss.



Listen and say.




V

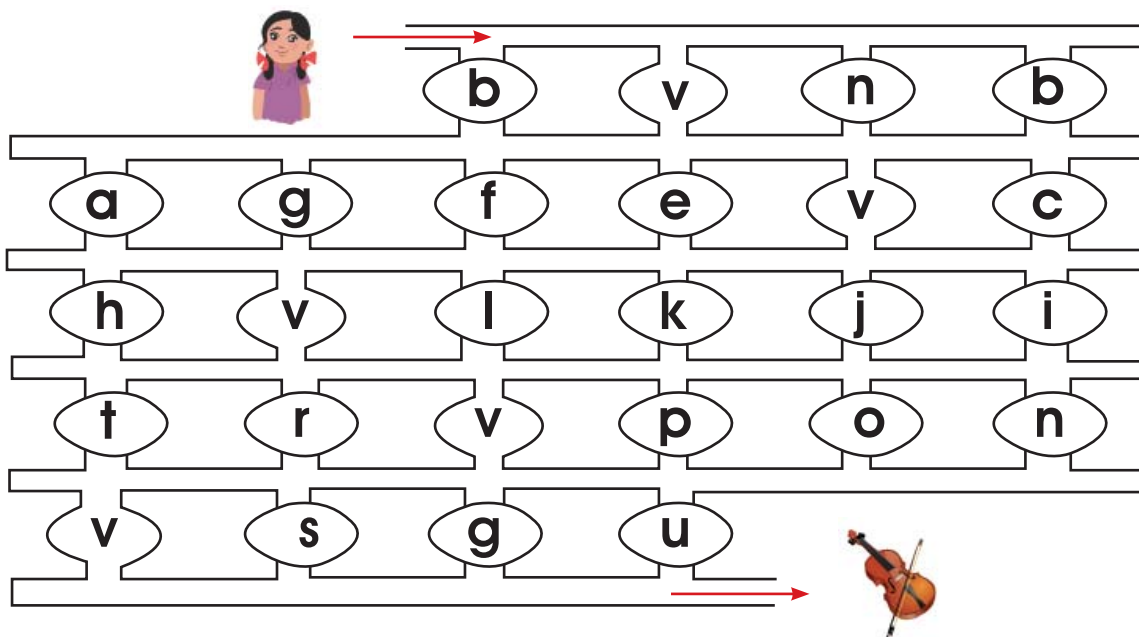




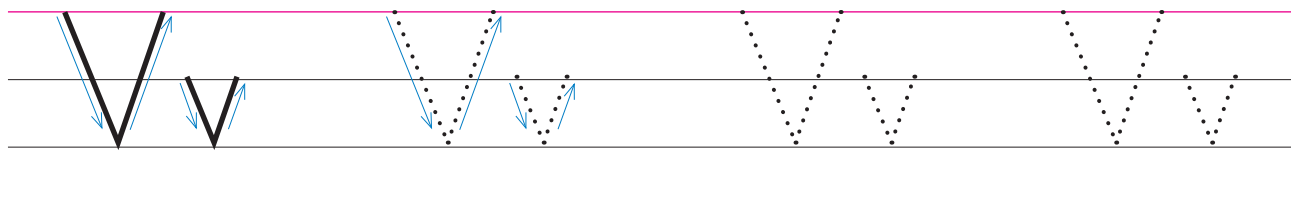
Colour.



Find (the way).



Write.



Lesson 62

Vv



Read.

v

r

t

u

s



Look and say.

van





vase



vest

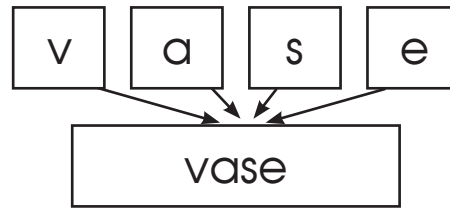
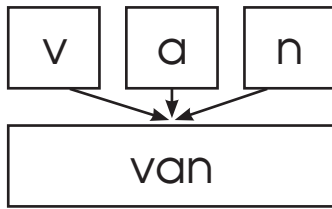


Write.





Read.



vast

cave

live


give

vest

hive



Read and discuss.



Bees live in hives.



Copy.

V v S s

U u T t

Ww



Listen and say.

give

vest

live

cave



Look and discuss.



Listen and say.



W





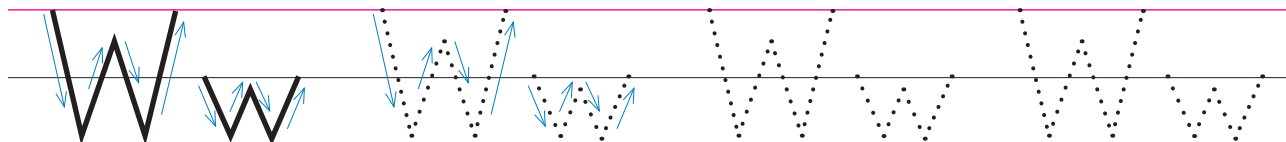
Colour.



Circle (the odd picture).



Write.



Lesson 64

Ww



Read.

W

S

V

U

T



Look and say.

watch



Ww

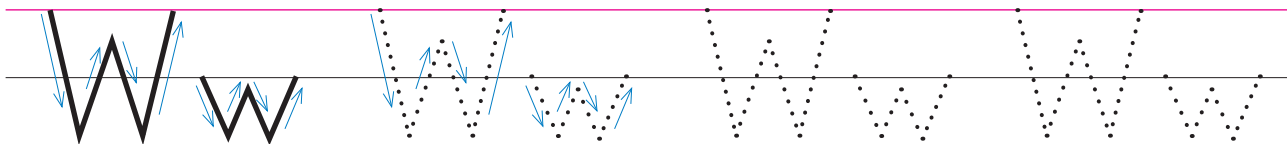
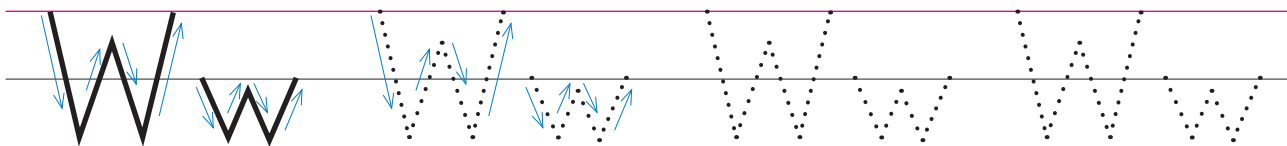
window



wheel

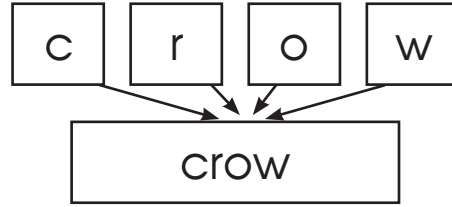
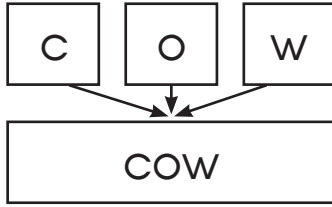


Write.





Read.



water

watch

arrow

snow

swan

show



Read and discuss.



A cow is drinking water.



Copy.

W w

U u

V v

T t

Xx



Listen and say.

crow

water

show

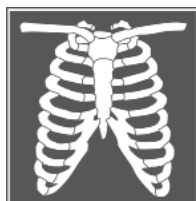
snow



Look and discuss.



Listen and say.

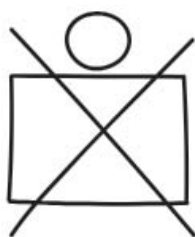


X





Colour.



Match.

fox

box

six

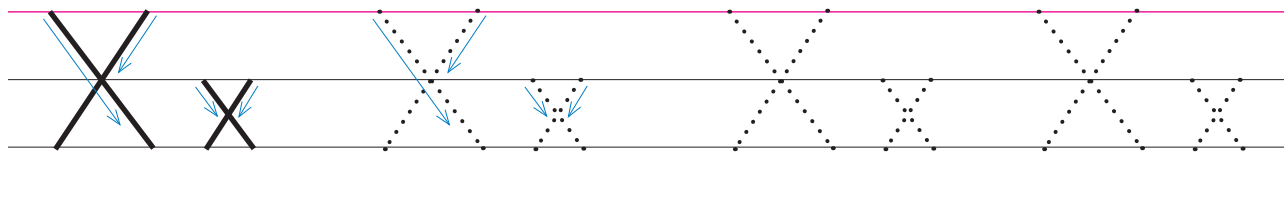
ox

axe

6



Write.



Lesson 66

Xx



Read.

X

W

V

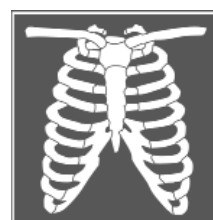
U

T



Look and say.

x-ray



Xx


xerox



xylophone

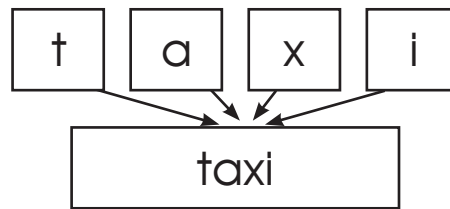
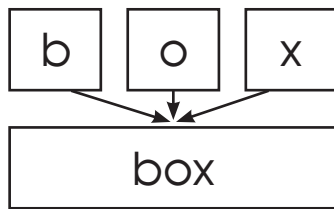


Write.





Read.



fox

ox

axe

six

mix

text



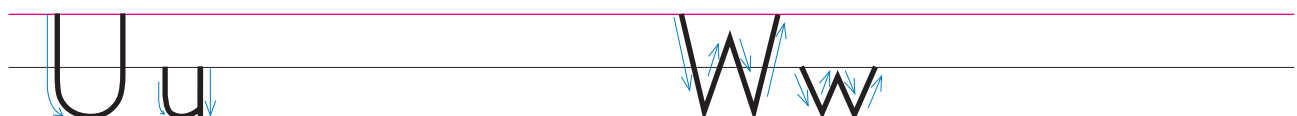
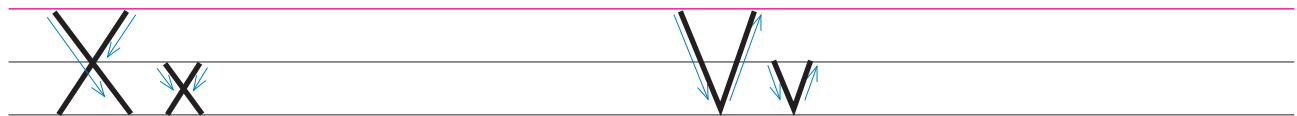
Read and discuss.



A fox and an ox are in the box.



Copy.



Lesson 67

Date:

Yy



Listen and say.

axe


box

taxi

fox



Look and discuss.



Listen and say.


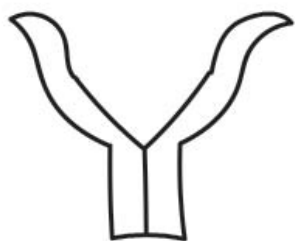


y

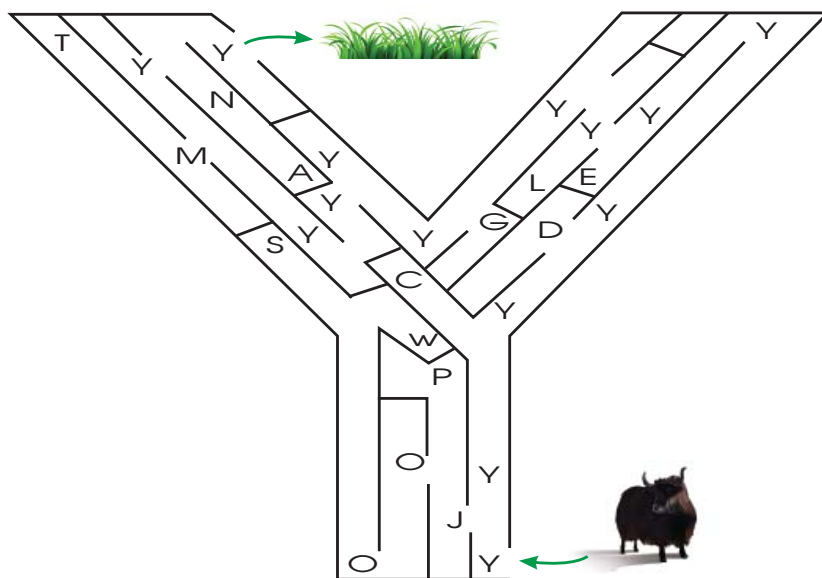




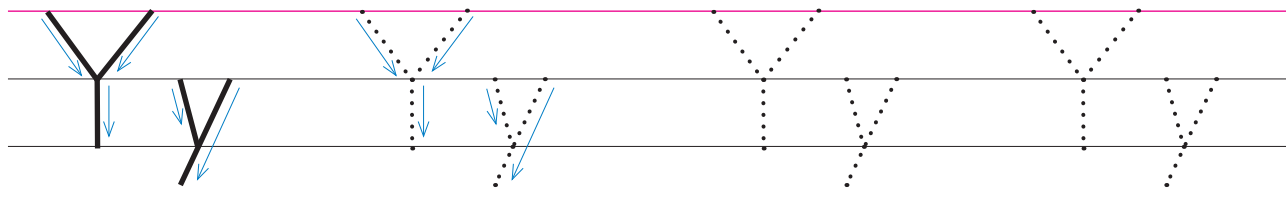
Colour.



Find the way and colour.



Write.



Lesson 68

Yy



Read.

x

w

v

u

y



Look and say.

yak



Yy

yellow



yam

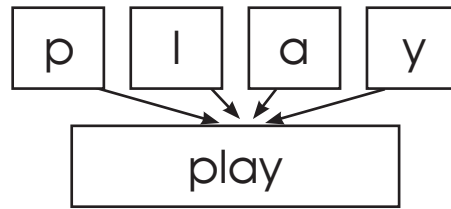
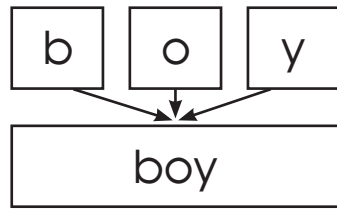


Write.

Handwriting practice lines for the letter Yy. The first row shows solid letters with stroke order arrows, followed by dotted letters for tracing. The second row contains more dotted letters for tracing.



Read.



toy

yak

say

yam

my

they



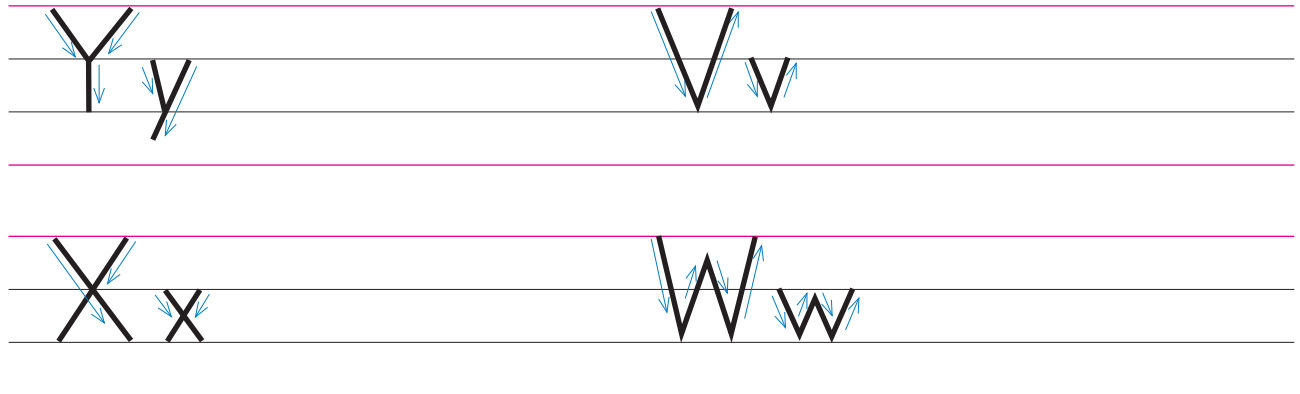
Read and discuss.



A boy likes a toy.



Copy.



Zz



Listen and say.

play

boy

toy

yak



Look and discuss.




Listen and say.




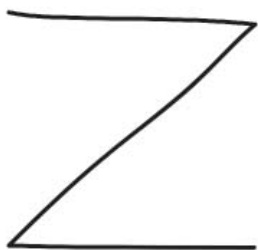
O

Z


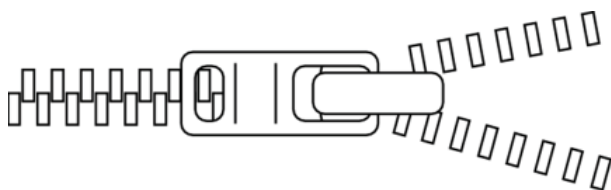





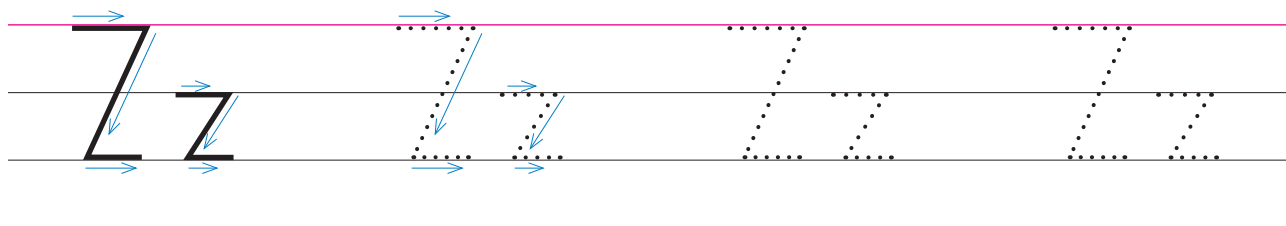
Colour.



Find (and colour the picture that starts with **z**).



Write.



Lesson 70

Date:

Zz



Read.

z

v

y

w

x



Look and say.

zebra



Zz

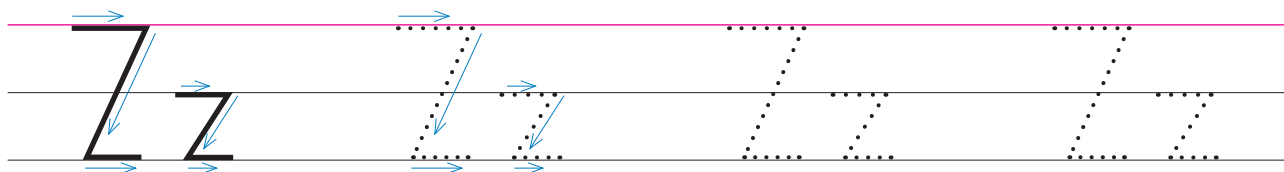
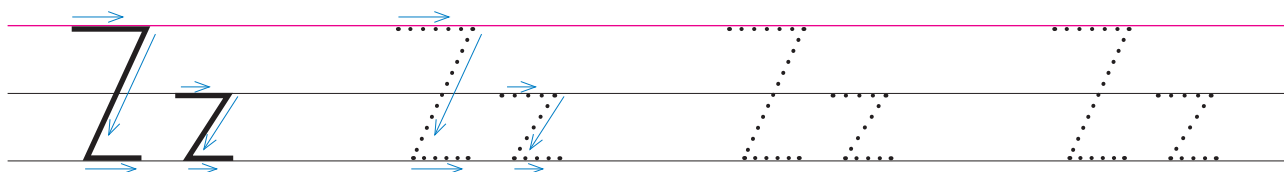
zero

0

zoo

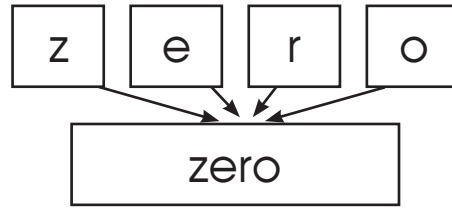
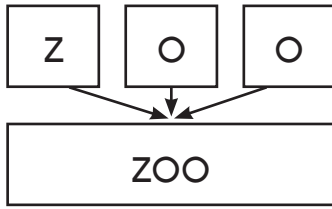


Write.





Read.



quiz

lazy

maze


prize

zoom

size



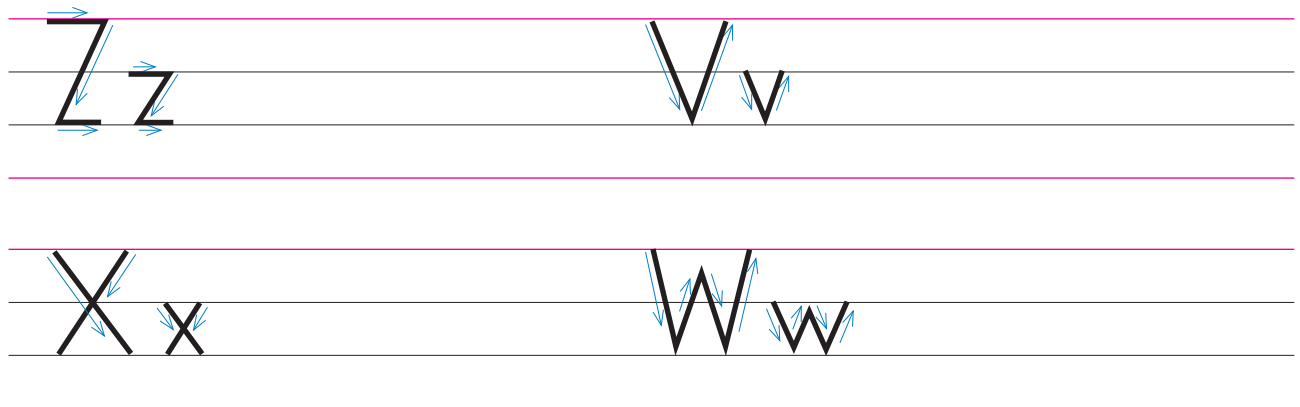
Read and discuss.



A zebra is in the zoo.



Copy.



Lesson 71

Uu - Zz

Date:



Read.

zero

zoo

quiz

prize



Circle (the correct word for pictures).



sun run pun



man van pan




cat crow cow



fox ox box



toy boy joy



lip ship zip



Match.

umbrella

vase

watch

x-ray

yak

zebra





Find.



E	D	L	Z	A	U	B	B
L	C	E	J	D	D	O	O
P	R	B	I	U	H	X	Y
Z	O	M	S	C	A	V	E
Z	W	A	I	K	L	M	H
Q	B	R	A	S	Z	O	O



Write a-z.



.....pple



.....all



.....at



.....og



.....ye



.....an



.....ate



.....en



.....ron



.....oker



.....ite



.....eaf



...onkey



.....est



...range



....arrot



.....ueen



...abbit



.....nake



....able



...mbrella



.....an



.....atch



.....ray



.....ak



.....ebra

Aa - Zz

































Listen and say.

eraser sharpener bench prize



Play.

A 6x5 grid of 30 boxes, each containing an illustration and a letter pair. A blue ladder and a green and yellow striped snake are drawn across the grid. A red arrow labeled 'Start' points to the bottom-left box (Aa), and a red box labeled 'Finish' is at the top-left box (Aa).

 Finish	 Cc	 Bb	 Aa	 Zz
 Uu	 Vv	 Ww	 Xx	 Yy
 Tt	 Ss	 Rr	 Qq	 Pp
 Kk	 Ll	 Mm	 Nn	 Oo
 Jj	 Ii	 Hh	 Gg	 Ff
 Aa	 Bb	 Cc	 Dd	 Ee



Read

Aa	Bb	Cc	Dd	Ee	Ff
Gg	Hh	Ii	Jj	Kk	Ll
Mm	Nn	Oo	Pp	Qq	Rr
Ss	Tt	Uu	Vv	Ww	Xx
Yy	Zz				



Write A - Z.



.....NT



....AG



..ARROT



....UCK



....AR



....ROG



....OAT



...OUSE



...CE CREAM



...ACKAL



....EY



...AMP



....OUSE



....OSE



....WL



....EN



....UILL



.....ADISH



...UN



...AP



....NICORN



....ASE



....ELL



...EROX



....AK



...ERO

Assess yourself 2

1. Listen, point and say.

Bb	Ss	Mm	Aa	Uu	Cc
Kk	Nn	Vv	Ww	Tt	Ff
Pp	Ee	Jj	Oo	Gg	Hh
Xx	Ll	Ii	Rr	Yy	Qq
Zz	Dd				

2. Listen and point.

Carrot	Yak	Rose	Vase	Lamp
Ice-cream	Duck	Frog	Sun	Radish
Wolf	Owl	Well	Rabbit	Monkey
Kettle	Horse	Cab	Elephant	Xerox

3. Match the words with pictures.



Leaf



Vase



Nest



Goat

4. Read the words.

toy	yellow	taxi	water	crow
cab	train	queen	doll	lion
hen	meal	jackal	beak	ghee
ink	dice	child	high	hat

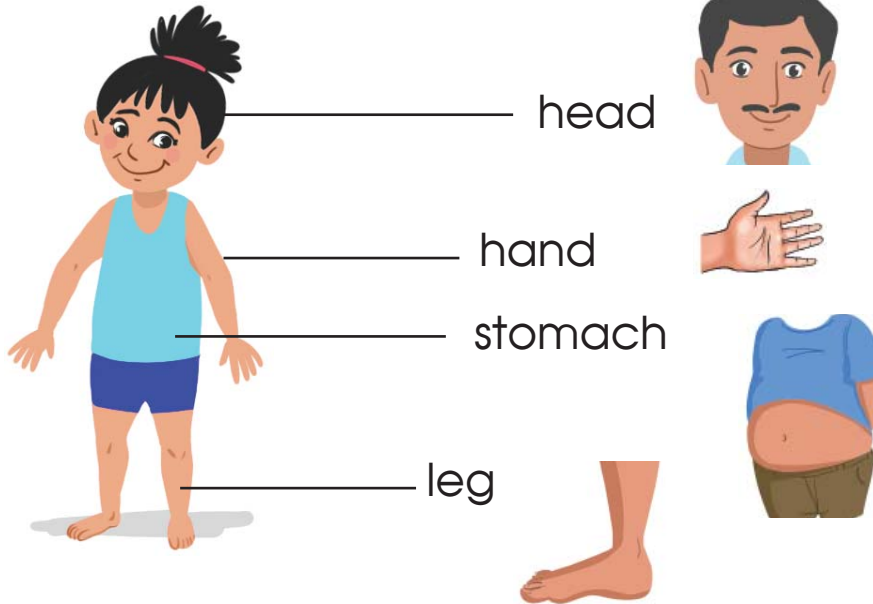
5. Write from **Aa** to **Zz**.

Handwriting practice lines for writing the alphabet from Aa to Zz. The page contains 26 sets of three horizontal lines (top, middle, and bottom) for each letter, providing a guide for letter height and placement.

Head and Shoulders



Look and read.



Sing and act.

Head and shoulder,
knees and toes,
knees and toes.
Head and shoulder,
knees and toes.
And eyes and ears
and mouth and nose.
Head and shoulders,
knees and toes
knees and toes.





Read and write.

The Doll

This is my doll.

The doll has a head.

The doll has two hands.



1. This is my

a. doll

b. ball

c. book

2. The doll has a

a. nose

b. head

c. neck

3. The doll has two

a. legs

b. ears

c. hands



Look and complete the sentences.



1. There is a

2. There is a
on the tree.

3. There are
in the nest.

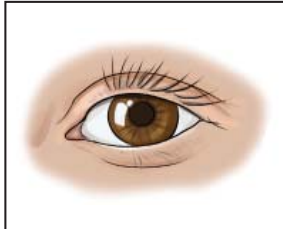


I See with My Eyes

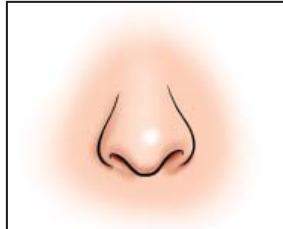


Look and read.

We have five senses. These are our sense organs.



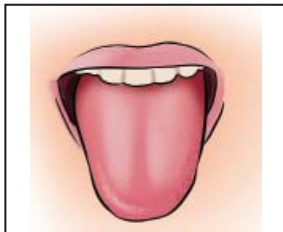
eye



nose



ear



tongue



skin

I see with my eyes.



I smell with my nose.



I listen with my ears.



I taste with my tongue.



I feel with my skin.






Read and write.

Mango Tree

This is a mango tree.

It is big. It is green.



1. This is a mango

a. gift

b. tree

c. light

2. It is

a. small

b. long

c. big

3. It is

a. green

b. red

c. black

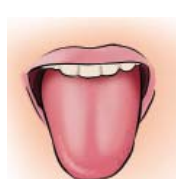


Write the functions of the given sense organs.













Look and write three sentences.



1. It is a

2. It has a long


3. It has two



Brush Your Teeth



Look and read.



Wash your face.
Brush your teeth.
Comb your hair.
Cut your nail.

Wash your hand.



Eat food.



Drink water.



Clean plates.





Read and write.

Frog

I see a frog.

The frog is in a pond.

The frog eats a fly.



1. What do I see?

☐

a cat

☐

a frog

☐

a bee

2. Where is the frog?

☐

in a pond

☐

on the ground

☐

on the leaf

3. What does the frog eat?

☐

a bee

☐

an ant

☐

a fly



Complete the sentences.

1. Wash your



2. Brush your



3. Comb your



4. Wear your



I Can Jump



Look and read.



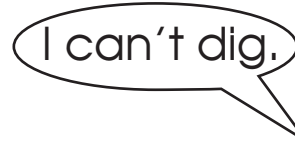
I can jump.



I can't fly.



I can climb.



I can't dig.



Hari can sing.
He can't dance.



Sunita can read.
She can't draw.





Read and write.

The Monkey

This is a monkey.

It has a long tail.

It can jump.

It can't swim.



1. This is a

a. cat

b. bird

c. monkey



2. It has a long

a. tail

b. ear

c. nose



3. It can

a. sleep

b. jump

c. walk



Write what you can and can't do.

I can

I can

I can



I can't

I can't

I can't

walk

read

jump

fly

drive

cook

I'm Happy



Look and read.



happy



sad



angry



crying



He is



She is



He is



She is



Read and write.

The Doll Says, "Hello"

Sunita has a doll.

The doll says, "Hello".

Sunita is happy.



1. Sunita has a

a. book

b. doll

c. ball

2. The doll says

a. hello

b. hi

c. bye

3. Sunita is

a. sad

b. happy

c. angry



Look and write.



f		u		s
---	--	---	--	---



m		i	
---	--	---	--



t			c	h	
---	--	--	---	---	--



s		e		p
---	--	---	--	---



l		a	
---	--	---	--



d			l
---	--	--	---

It's Seven O'clock



Look and read.

It is seven o'clock.

Bina gets up.



It is eight o'clock

Bina eats her meal.



It is nine o'clock.

Bina goes to school.



It is ten o'clock.

Bina is in the classroom.



It is one o'clock.

Bina eats her snacks.



It is four o'clock.

Bina comes home.





Read and write.

Time

I am a clock.

I am on the wall.

I tell time.

Boys and girls look at me.

1. Who am I ?

I am a

a. book

b. clock

c. time

2. I tell

a. time

b. story

c. song

3. I am on the

a. table

b. floor

c. wall



Look and write the time.



7 o'clock

It is



1 o'clock

It is



10 o'clock

It is



4 o'clock

It is

Seven Days



Look and sing.

Sunday is a school day.

And Monday and Tuesday.

We come to school on Wednesday.


Thursday and Friday.

But Saturday, Saturday

Saturday is a holiday.



 Look and write the days in the correct order.




 Complete the sentences.

Yesterday was

Today is

Tomorrow is



Assess yourself 3

1. Listen, say and act.

- a. I can jump.
- b. I can run.
- c. I can brush my teeth.
- d. I can comb my hair.
- e. I can drink water.

2. Look at the picture and say what he/she can and can't do.



3. Look and say the time.



4. Read and answer.

I am a clock.

I am on the wall.

I tell time.

Boys and girls look at me.



1. Who am I ?

I am a

a. book

b. clock

c. time

2. I tell

a. time

b. story

c. song

3. I am on the

a. table

b. floor

c. wall

5. Look and write the words.



f		u		s
---	--	---	--	---



m		l	
---	--	---	--



t			c	h	
---	--	--	---	---	--



s		e		p
---	--	---	--	---



l		a	
---	--	---	--



d			l
---	--	--	---

Come Here



Look and read.





Read and write.

My Family

This is my father.

This is my mother.

This is my sister.

This is my brother.



1. This is my



2. This is my



3. This is my



4. This is my



Match and write.

Stand

there

Sit

here

Go

up


Come

down

May I ...?



Look and read.



Read and practice.



May I talk to you?



Yes, you can.



May I watch television?



No, you can't.



May I play?



Yes, you can.



Read and write.

What Are They Doing?

Roshan is reading.

Preeti is writing.

Ali is singing.

Pasang is dancing,



1. Roshan is _____

a. writing

b. dancing

c. reading

2. Preeti is _____

a. writing

b. singing

c. dancing

3. Ali is _____

a. dancing

b. singing

c. writing

4. Pasang is _____

a. dancing

b. singing

c. reading



Read and complete the sentences.



1. Sarala : Ouch !

2. Sanad : _____





3. Sarala : _____

I'm Pawan

 Look and read.



 Look and write who they are.

I am _____		I am _____	
I am _____		I am _____	

son

father

daughter

mother



Read and write.

Hello Everyone!

Hello everyone!

I am Rita.

I am a girl.

I am five years old.

I read in class one.



1. I am a _____
a. boy b. teacher c. girl

2. I am _____ years old.
a. three b. five c. six

3. I read in class _____
a. one b. two c. three



Look and write three words and complete the sentences.



1. _____
2. _____
3. _____

1. She is a _____

2. She is drinking _____

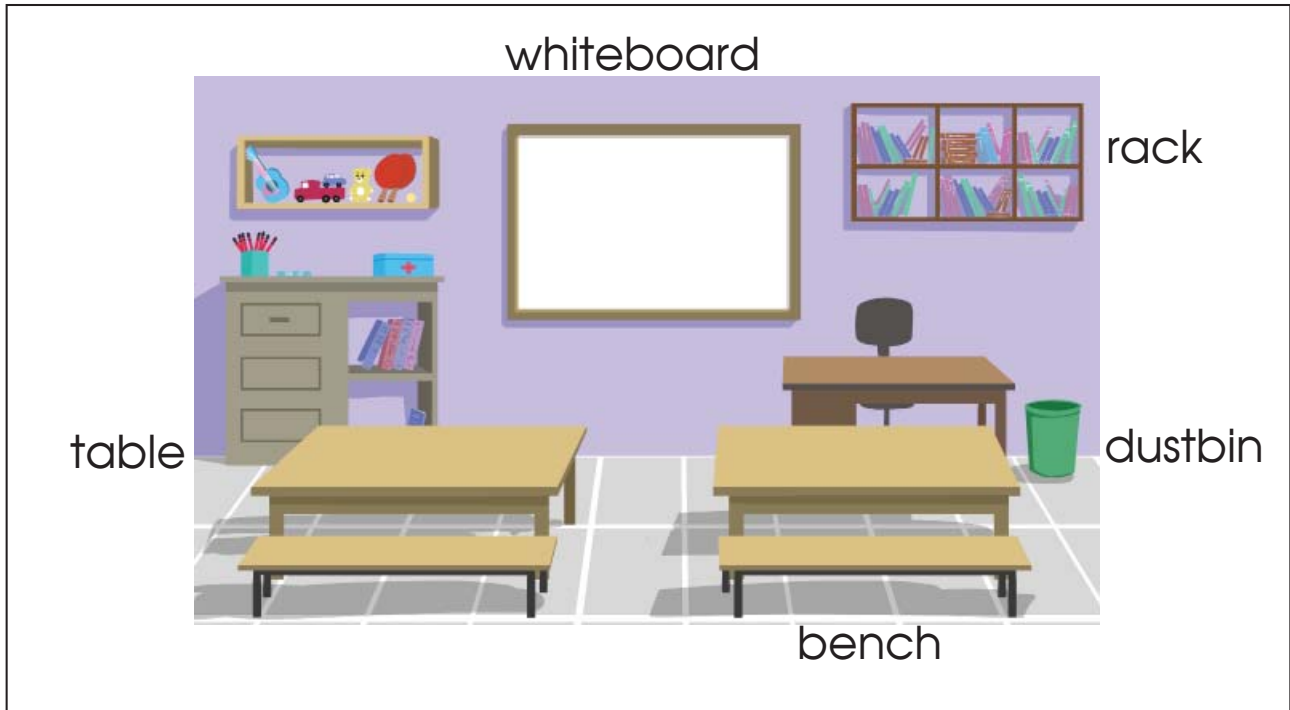
3. She is sitting on a _____

Things in the Classroom



Look and read.

This is my classroom. The classroom has many things.



Match.

I sit on it.

I write on it.

I keep my bag on it.

I keep my shoes in it.





Read and write.

My Classroom

This is my classroom.

There are many things here.

There is a table.

There are chairs.



1. Is this a classroom?

2. Is there a table?

3. Are there chairs?



Look at the family picture and complete the sentences.



1. This is



2. This is



3. This is

Let's Play



Look and read.



football

cricket

volleyball

skipping

swing

basketball

Which game do you like to play?

I like to play



Read and write.

The Playground

Juma has two friends.

Their names are Lakpa and Sonu.

They like to play on the swing.

They like to play in the playground.



1. Juma has _____ friends.

2. Their names are _____

3. They like to play _____

4. They like to play in the _____



Look at the picture and write three sentences.



1. _____

2. _____


3. _____

Assess yourself 4

1. Listen and follow:
 - a. Come here.
 - b. Sit down.
 - c. Stand up.
 - d. Make a line.
 - e. Look up.
2. Ask and answer.



3. Talk about the things in the classroom.



4. Read and tick (✓) the answer.

Hello everyone!

I am Rita.

I am a girl.

I am five years old.

I read in class one.

1. Rita is a -----

a. boy b. teacher c. girl

2. She is ----- years old.

a. three b. five c. six

3. She reads in class -----.

a. one b. two c. three

5. Look and write three sentences.



1. She is a _____

2. She is drinking _____

3. She is sitting on a _____

Our Environment

Lesson 85

On the Table


Date:

 Look and discuss.

The bird is on the branch.

The girl is on the mat.

The frog is on the leaf.



 Where is the cat?



on the roof



on the table



on the cupboard



on the book



Read and write.

The Story Book

This is a book.

The book is on the chair.

There are many stories in the book.

Children like to read stories.



1. Is this a book?

a. yes

b. no

2. The book is _____ the chair.

a. in

b. on

c. under

3. The book has _____

a. songs

b. stories

c. poems

4. Children like to read _____

a. stories

b. songs

c. books



Colour the ball on the box.



Look and write three sentences.



1. _____

2. _____


3. _____

The Rainbow



Look and sing.

Oh, rainbow, oh rainbow,
How lovely are you !
Purple, red and orange too,
Yellow, green and blue so true.
Oh, rainbow, oh, rainbow,
How lovely are you !



Look and read.

black bird



white rabbit



green leaf



blue sky



yellow banana






Read and write.

The Traffic Lights

Red light says 'stop'.

Yellow light says 'wait'.

Green light says 'go'.



1. What does red light say?

2. What does yellow light say?

3. What does green light say?



Look and write their colour.



The crow is



The sheep is



The mango is



The apple is



The tree is

Red Rose



Look and read.



Rose

The rose is red.



Lotus

The lotus is white.



Sunflower

The sunflower is yellow.

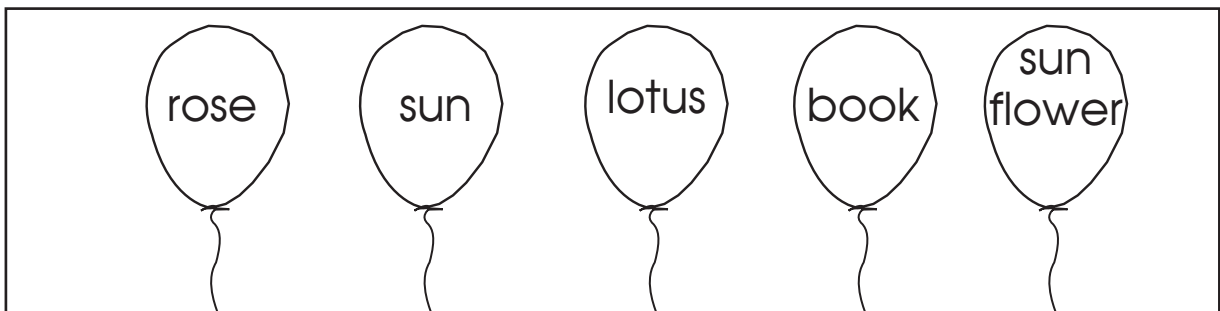


Marigold

The marigold is orange.



Colour the name of the flowers.



Read and write.

The Rose

This is a rose plant.

The rose is red.

The leaf is green.

The plant is red and green.



1. This is a _____ plant.

2. The rose is _____ in colour.

3. The leaf is _____ in colour.

4. The plant is _____ in colour.



Look and make words.



hdan



rbabit



bsaket



Make sentences.

1. rabbit :

2. hand :

3. basket :

This Is a Bag




Look and read.

Bhanu and Saru are friends. They are talking about things.



Look and read.





Look and read.

The Cow

This is a cow.
The cow eats hay and grass.
It gives us milk.
The cow is our national animal.



1. This is a _____
2. The cow eats _____
3. It has four _____
4. It gives us _____



Look and write five words.



1. _____
2. _____
3. _____
4. _____
5. _____



Write three sentences about the picture.

1. _____
2. _____
3. _____

Assess yourself 5

1. Listen and sing.

Oh, rainbow, oh rainbow,
How lovely are you !
Purple, red and orange too,
Yellow, green and blue so true.
Oh, rainbow, oh, rainbow,
How lovely are you !

2. Where is the cat in each picture? Look and say.



3. Make words and write.

a. hnad

b. rbabit

c. lutos

d. rsoe

4. Read and tick (✓) the correct answer.

There is a book.

It is on the chair.

There are many stories in the book.

Children like to read stories.

1. The book is _____ the chair.

a. in

b. on

c. under

2. The book has _____

a. songs

b. stories

c. poems

3. Children like to read _____

a. stories

b. songs

c. books

4. Look and write their colour.



The crow is _____



The sheep is _____



The mango is _____



The apple is _____



The tree is _____

Lesson 89

My Belongings

In the Bag

Date:



Look and read.

This is Sagun's room. There are many things in her room.



The book is in the bag.

The cat is in the cupboard.

The bananas are in the basket.



Where are they?



in the circle



in the bucket



in the cage



in the cowshed



Read and write.

The Ball


Rita has a ball.

The ball has two colours.

The ball is in the box.

The box is in the cupboard.

The cupboard is in the room.



1. Rita has a _____

2. The ball has _____ colours.

3. The ball is _____ the box.

4. The box is _____ the cupboard.



Look and make words.



rofo



bursh



paly



Write sentences.

1. roof : _____

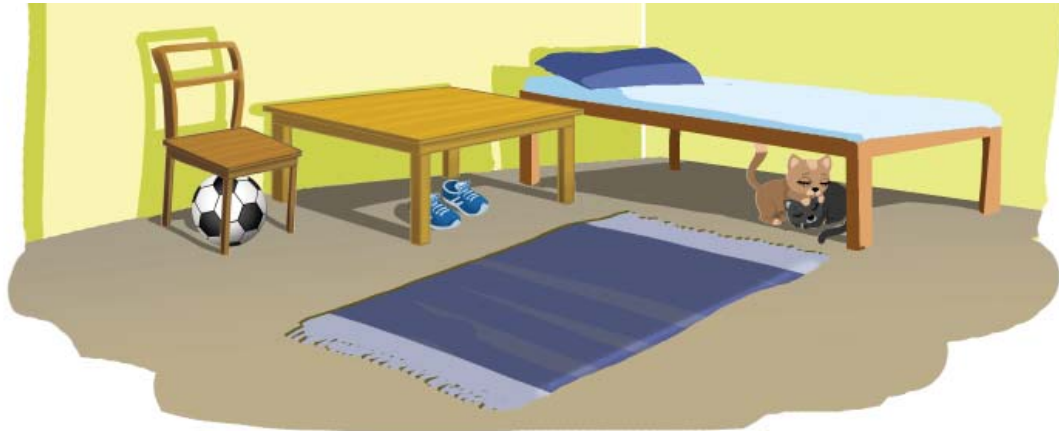
2. brush : _____

3. play : _____

Under the Table



Look and read.



The shoes are under the table.

The cat is under the bed.

The ball is under the chair.



Where are my things?



under the umbrella



under the table



under the chair



under the sofa



Read and write.

The Monkey

This is a monkey.

The monkey has a long tail.

The monkey is eating a banana.

The monkey is under the tree.



1. Is this a monkey?

2. Where is the monkey?

The monkey is

3. What is the monkey eating?

The monkey is eating



Look and write five words.



1.

2.

3.

4.

5.



Write three sentences about the picture.

1.

2.

3.

Things at Home



Look and write.



colck



mrriorr



fna



taebl



bde

Read and write.

My Reading Room

This is my reading room.
The room is big. It is very colourful.
There are pictures on the wall.
There are books in the rack.
I read story books.



1. Is the room big?

2. Where are the pictures?

The pictures are

3. Where are the books?

The books are on a

4. What do I read?

I read



Look and write three sentences.



1.


2.

3.

Where Are My Socks?



Look and read.



Read.



shirt



frock



tie



socks



ribbon



jacket



Read and write.

Bunny Goes to School

This is Bunny.

He puts on blue shirt and trousers.

He puts on red tie and black shoes.

He carries his school bag.

And goes to school.



1. Who is he?

He is _____

2. What does he put on?

He puts on _____

3. What does he carry?


He carries _____

4. Where does Bunny go?

Bunny goes to _____



Name the dresses and sing the song.



What ! What ! What !

What do you wear on
your head?

What do you wear on
your head?

A hat ! A hat ! A hat !

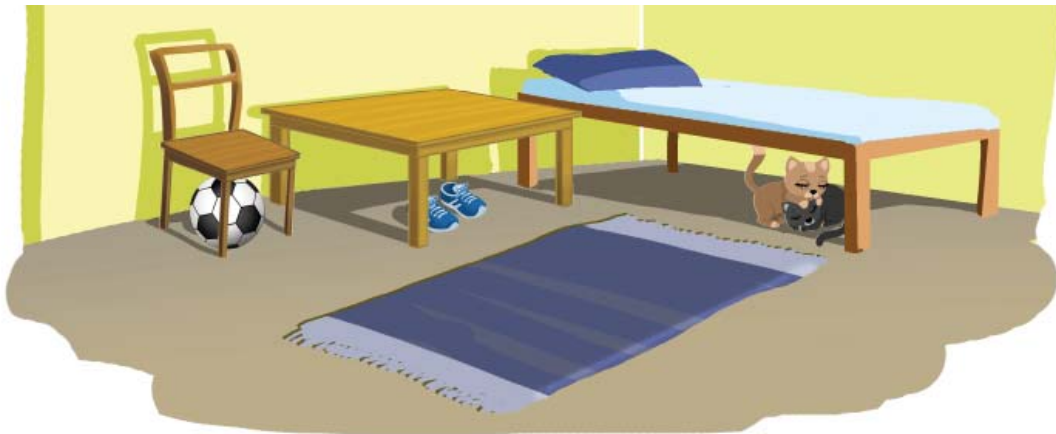
A hat ! A hat ! A hat !

Assess yourself 6

1. Listen to your teacher and tick (✓) the correct picture.



2. Say where things are.



3. Look at the above picture and write three sentences.

4. Read and answer.

This is my reading room.
The room is big. It is very
colourful.

There are pictures on the
wall.

There are books in the rack.
I read story books.



1. Is the room big?

2. Where are the pictures?

The pictures are

3. Where are the books?

The books are on a

4. What do I read?

I read

5. Colour the picture.



Our Culture

Lesson 93

Date:

Dashain



Look and read.



Dashain



Tihar



Chhath



Christmas



Eid



Lhosar



Look and read.



Where do I go ?



Where do I go ?



Where do I go ?



Where do I go ?





Read and write.

Where Do They Go?

Hindus go to temple.
 Christians go to church.
 Buddhists go to monastery
 Muslims go to mosque.
 They love one another.
 They live together.



1. Hindus go to

2. Christians go to

3. Buddhists go to

4. Muslims go to



Look and make words.



geern

clod



rnig



Write sentences.

1. green :

2. cold :

3. ring :

Birthday



Look and read.



Birthday song

Happy birthday to you.

Happy birthday to you.

Happy birthday to you
dear Punam.

Happy birthday to you.



cake



candle



cup



gifts



balloon



friends

What do you do on your birthday?



Read and write.

Punam's Birthday

It is Punam's birthday.
 She gets many gifts.
 Now, she is six years old.
 It is a special day for her.
 We all wish her a happy birthday.



1. Whose birthday is it?

2. How old is Punam now?

3. What does she get on her birthday?

4. What do we wish her on her birthday?



Read

1 one	6 six	11 eleven	16 sixteen
2 two	7 seven	12 twelve	17 seventeen
3 three	8 eight	13 thirteen	18 eighteen
4 four	9 nine	14 fourteen	19 nineteen
5 five	10 ten	15 fifteen	20 twenty

Assess yourself 7

1. Listen to your teacher and tick (✓) the correct picture.



2. Match and say the words.



Mosque



Monastery



Temple



Church

3. Read the numbers in words.

1 one	6 six	11 eleven	16 sixteen
2 two	7 seven	12 twelve	17 seventeen
3 three	8 eight	13 thirteen	18 eighteen
4 four	9 nine	14 fourteen	19 nineteen
5 five	10 ten	15 fifteen	20 twenty

4. Write sentences.

cake	<hr/> <hr/> <hr/>
gifts	<hr/> <hr/> <hr/>
cold	<hr/> <hr/> <hr/>
ring	<hr/> <hr/> <hr/>

Ramu Is a Farmer



Read and act.

Ramu is a farmer.

He grows crops.



Sunita is a teacher.

She teaches in a school.



Dal is a porter.

He carries goods.



Prema is a doctor.

She works in a hospital.



Binod is a driver.

He drives a bus.





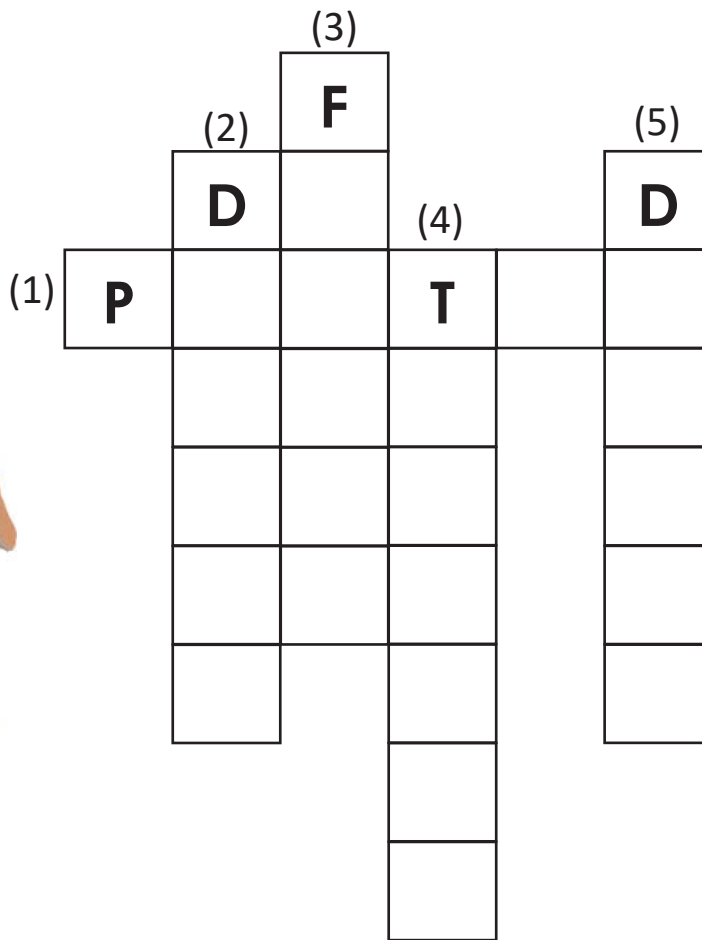
Look at the pictures and write the words.



(2)



(1)



(5)



(3)



(4)



Write.

1. What is your name?

2. Who are there in your family?

3. What does your father do?

4. What does your mother do?

Rice and Curry




Look and read.

We eat foods. Foods keep us healthy.



rice



curry



milk



water



egg



meat

Look and write.



geg



wetar



maet



crruy



rcie



mlik



Look and read.

At a Party

Dipu eats rice and curry.

Mina drinks juice.

Padam eats an egg.

Sunita drinks milk.

I like all of them.



1. What does Dipu eat?

2. Who drinks water?

3. What does Padam eat?

4. Who likes all of them?



Write three sentences about your favourite foods.



1.

2.

3.

Vehicles

 Look and discuss.



 Match.

bus

van

car

aeroplane

bicycle

tempo





Read and write.

The Bicycle

My papa has a bicycle.
The bicycle is red.
The bicycle has two wheels.
The bicycle can go fast.



1. Who has a bicycle?

2. What colour is the bicycle?

3. How many wheels does it have?

4. Can a bicycle go fast?



Write three sentences about the picture.



1.

2.

3.

Assess yourself 8

1. Listen to your teacher and tick (✓) the correct picture.



2. Ask and answer in pairs.

- What is your name?
- Who are there in your family?
- What does your father do?
- What does your mother do?

3. Read and answer.

Dipu eats rice and curry.

Mina drinks juice.

Padam eats an egg.

Sunita drinks milk.

I like all of them.

1. What does Dipu eat?

2. Who drinks water?

3. What does Padam eat?

4. Who likes all of them?

4. Discuss and write four sentences about the picture.



Fruits and Vegetables

Lesson 98

Date:

Fruits



Look and read.

Fruits are good for health. There are different fruits.



apple



mango




coconut



grapes




banana



papaya



Write.





Read and write.

The Papaya Tree

This is a papaya tree.

The tree is tall.

The tree has four papayas.

Papayas are green and yellow.

I like papayas.



1. What tree is this?

2. Is the tree tall?

3. How many papayas does the tree have?

4. What colour are papayas?



Write three sentences about the picture.



1.

2.

3.

A/An



Look and read.



a tree

a book

a cat

an apple

an eye

an egg



Look and write 'a/an'.

_____ eye

_____ bag



_____ umbrella

_____ apple

_____ dog


_____ girl



Read and write.

The Red Apple

This is an apple.
The apple is red.
I eat an apple everyday.
I drink apple juice.
I like apples very much.



1. Is this an apple?

2. What colour is the apple?

3. Do you like apples?

4. Do you eat an apple everyday?



Write three sentences about the picture.



1.


2.

3.

Vegetables

 **Look and read.**

We eat vegetables everyday. Eating vegetables is good for our health.



a potato



a tomato



an onion



a pumpkin

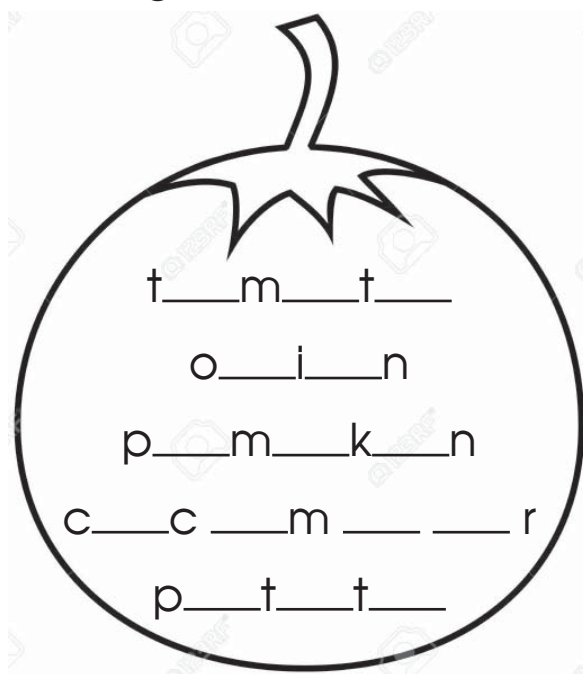


a cauliflower



a cucumber

 **Fill in the missing letters and colour.**





Read and write.

Hi Everyone !

Hi everyone!
I am a pumpkin.
I am round in shape.
I am green and yellow in colour.
I am a vegetable.
People like me a lot.



1. What is it?

2. What shape is it?

3. What colour is it?

4. Is it a vegetable or a fruit?



Look at the picture and write three sentences.



1.

2.

3.

Assess yourself 9

1. Listen to your teacher and write the words.

[illegible]

2. Look and say what you see in the picture.



3. Read and answer.
Hi everyone!
I am a pumpkin.
I am round in shape.
I am green and yellow in colour.
I am a vegetable.
People like me a lot.



1. What is it?

2. What shape is it?

3. What colour is it?

4. Is it a vegetable or a fruit?

4. Write three sentences about the picture.



1. _____

2. _____

3. _____

Hobbies and Interests


Lesson 101

Date:

I Like Fruits



Look and read.



Complete the sentences.



I like to

I like to

I like to

dance

read

draw

play

jump



Read and write.

Painting

Saru likes to paint.
She paints a house.
Sagar likes to paint too.
He paints a tree.
They both like painting.



1. What does Saru like?

2. What does Saru paint?

3. What does Sagar paint?

4. What do they both like?



Make words and write three sentences.



siwm

pciture

darw

1. picture :

2. draw :

3. swim :

I Don't Like Leaves



I like fruits.
I don't like
leaves.



I like corn.
I don't like
fruits.



I like bones.
I don't like
milk.



I like milk.
I don't like
bones.



Write what you like to do and don't like to do.

I like to

[illegible]

I don't like to

[illegible]



Read and write.

Rabbits

We are rabbits.
We are friends.
We live in holes.
We like to eat carrots.
We don't like leaves.



1. Who are they?

2. Where do they live?

3. What do they like to eat?

4. What don't they like?



Make words and write sentences.



argny

uendr

bnoe

1. angry :

2. under :

3. bone :

Assess yourself 10

1. Ask and answer.
 - a. I like apples. What do you like?
 - b. I like milk. What do you like?
 - c. I like to paint. What do you like to do?
 - d. I like dancing. What do you like doing?
 - e. I like corn. What do you like?

2. Read and answer.

We are rabbits.

We are friends.

We live in holes.

We like to eat carrots.

We don't like leaves.



1. Who are they?

2. Where do they live?

3. What do they like to eat?

4. What don't they like?

3. Re-arrange the letters to make words.

a. alppe

b. tatomo

c. ccmuebr

d. crroat

4. Write the sentences using the words from 3 above.

a.

b.

c.

d.

Birds and Animals

Lesson 103


Date:

The Tiger



Look and sing.

This is a jungle. It is home to many animals.



I found a cow !
How?
I found a cow !
How?
I found a bear !
Where?
I found a bear !
Where?
I found a hen !
When?
I found a hen !
When?



Write the names of animals.















Read and write.

The Tiger Again

This is a tiger.

The tiger eats meat.

The tiger has a strong body.

The tiger lives in the jungle.

The tiger is a wild animal.



1. What is this?

This is a _____

2. Where does the tiger live?

The tiger lives in _____

3. What does the tiger eat?

The tiger eats _____

4. Is the tiger a wild animal?



Look at the picture and write three words and two sentences.



1. _____

2. _____

3. _____

1. _____

2. _____

The Cock



Look and discuss.



a cock



a duck




a parrot



a pigeon



Colour the name of this bird.



cock

duck

parrot

pigeon



Read and write.

Kukhuri Kaa

This is a cock.

The cock runs very fast.

The cock is red and black.

The cock eats grains.

The cock says kukhuri kaa.



1. What is this?

2. What does the cock do?

3. What does the cock eat?

4. What does the cock say?



Make words.



dcuk



pegoin



prraot



Look and write two sentences.



1.

2.

Birds in the Tree



Look and read.



Colour and write their names.



p



s



c



d

Read and write.

The Sparrow

Sparrow is a small bird.
It has a short tail.
It is brown in colour.
It eats seeds and fruits.
It chirps and dances.
It makes a nest in our house.



1. What is a sparrow?

2. What does the sparrow eat?

3. What does the sparrow do?

4. Where does the sparrow make its nest?



Look and write three sentences about the picture.



1. _____


2. _____

3. _____

On/In/Under



Look and read.



The bird is on the elephant.

The rat is in the hole.

The cat is under the elephant.



Where is the rabbit ?



_____ the table



_____ the table



_____ the hole



_____ the tree



_____ the mat



_____ the burrow



Read and write.

A Vegetable Garden

The girl is in the garden. It is a vegetable garden. A rabbit comes to her. He asks for a carrot.



1. Where is the girl?

2. Who comes to the girl?

3. What does the rabbit ask for?

4. The rabbit says, "Thanks". What does the girl say?



Write three sentences about the picture.



1.

2.

3.

Big and Small

 Look and discuss.



 Look and read.



big



small



fat



thin



tall




short



Read and write.

The Elephant and Deer.

The elephant is big.
It has a big body.
The deer is small.
It has a small body.
They live in the jungle.
They eat grass and leaves.
They both are wild animals.



1. Who is big?

2. Who is small?

3. Where do they live?

4. What do they eat?



Write missing letters.



b _ _ _ k



t _ _ _ e



h _ _ n



e _ _ e



Write sentences using these words.

1. book :

2. tree :

3. hen :

My Pet

 Look and read.



a buffalo

a cow

a goat

a dog

a sheep

a cat

 Look and write.

b		t	r	c
u	z	d		a
f	g	o	a	t
f	s	g		o
a	u	p	i	l
l	c	o	w	s
o	a		m	













Read and write.

My Dog

I have a pet dog.

His name is Kale.

Kale is black in colour.

It has long hair on its body.

He guards our house. He runs very fast.

He loves to play with me. I love him a lot.



1. Who is Kale?

2. What has Kale got on its body?

3. What does Kale do?

4. What does Kale love to do?



Look and write three sentences about the picture.



1.

2.


3.

Assess yourself 11

1. Ask and answer about these animals.

A : What is this?

B : It's a/an



2. Read and answer.

Sparrow is a small bird.

It has a short tail.

It is brown in colour.

It eats seeds and fruits.

It chirps and dances.

It makes a nest in our house.



1. What is a sparrow?

2. What does the sparrow eat?

3. What does the sparrow do?

4. Where does the sparrow make its nest?

3. Write four sentences about the picture.

[illegible]

Word list

aeroplane	box	comb	duck	ghee	homework
alphabet	boy	come	dustbin	gift	horse
angry	bread	corn	eagle	giraffe	house
animal	brother	cow	ear	girl	ice-cream
ant	brush	cricket	eat	give	ink
apple	bucket	crow	eel	glasses	iron
arm	buffalo	cry	egg	go	jackal
arrow	bus	cucumber	elephant	goat	jacket
aunt	bye	cup	eraser	god	jam
axe	cab	cupboard	eye	good afternoon	jeep
bag	cabbage	curry	face	good bye	join
ball	cage	cut	family	good evening	joker
balloon	cake	dance	fan	good morning	jug
banana	candle	dear	farmer	good night	jump
basketball	cap	deer	fat	grapes	jungle
bat	car	desk	father	grass	kangaroo
beak	carrot	dice	fee	green	kettle
bear	cat	die	feet	ground	key
bed	cauliflower	dig	film	hands	kid
bee	cave	discuss	fish	happy	king
bench	child	dislike	flag	hat	kite
bicycle	church	doctor	fly	head	knee
big	circle	dog	football	hello	knife
bin	clap	doll	fox	hen	lamp
bird	class	donkey	Friday	here	lazy
birthday	clean	door	friend	hide	leaf
black	climb	dove	frock	high	leave
blue	clock	draw	frog	hill	leg
board	cock	drink	fruit	hive	lie
bone	coconut	driver	garden	holiday	like
book	colour	drum	gate	home	lion

lip	open	quill	shoulder	teeth	wash
listen	orange	quilt	show	television	watch
live	ostrich	quiz	shut	temple	water
look	owl	rabbit	sing	tempo	watermelon
lotus	ox	rack	sir	that	way
love	paint	radio	sister	there	web
madam	pan	radish	sit	thin	Wednesday
make	papaya	rainbow	size	this	welcome
man	parrot	rat	skin	Thursday	well
mango	peach	read	skipping	tick	whale
map	peacock	red	sky	tie	wheel
marigold	pear	rhino	slide	tiger	wheelchair
mat	pen	ribbon	small	toe	white
meat	picture	rice	snake	tomato	wind
meow	pig	ring	snow	tongue	window
milk	pigeon	robot	socks	toy	wine
mill	pin	roof	sparrow	trace	wolf
monastery	pineapple	room	stamp	tractor	wood
Monday	play	rose	stand	train	write
monkey	playground	round	star	tree	Xerox
moon	please	row	stomach	Tuesday	x-ray
mosque	point	ruler	student	umbrella	xylophone
mother	pool	sad	sugar	uncle	yak
mouse	porter	same	sun	unicorn	yam
movie	pot	Saturday	Sunday	uniform	yacht
nail	potato	say	sunflower	van	year
name	practise	school	swan	vase	yellow
neck	prize	see	swim	vegetable	yesterday
nest	pumpkin	sharpener	table	vest	zebra
net	puppy	sheep	tall	violin	zero
nose	queen	shirt	tap	volleyball	zipper
nurse	question	shoes	taxi	vulture	zoo
onion	queue	short	teacher	wall	



Government of Nepal
Ministry of Education, Science and Technology
Curriculum Development Centre
Sanothimi, Bhaktapur